



# La Ngonpo: Outputs Database

Published by Multicultural Center Prague

Praha 2013

[www.mkc.cz](http://www.mkc.cz)

Graphic design: Jan Michoin



This material has been produced with the financial support of the European Union. The contents of this publication are the sole responsibility of Multicultural Centre Prague and can in no way be taken to reflect the views of the European Union. This material was supported by the Czech Development Agency and the Ministry of Foreign Affairs within the Programme of Development Cooperation of the Czech Republic.

## Dear teachers,

the material you are just opening, represents a sample collection of student outputs created in the La Ngonpo project, an international schools partnership program in the field of Global and Development Education based on methodological manual La Ngonpo: A Meeting Point. The project took place during 2010–2012 among schools in the Czech Republic and schools in Ladakh, India; since 2012, some Nepali schools joined the project as well.

Students from the partner schools between 12–16 years of age spend one lesson per week working on the project lessons. They deal with the same topics simultaneously and upload the outputs of their work on the website [www.la-ngonpo.org](http://www.la-ngonpo.org), where they can see outputs of their partners and compare them with their own point of view. In the partner dialogue, students have an opportunity to enrich their knowledge and attitudes and extend their views of the surrounding world and thus understand more of their own culture and learn more about themselves.

At the same time, we are fully aware that even though the partner cooperation brings about mutual enrichment and direct interaction of students and teachers with their counterparts from a different cultural context, it represents a rather big commitment with an uncertain result. For many different reasons, partner cooperation does not always turn out the way we envision it. The most frequent obstacles are inadequate technical facilities of one of the partner school, difficult reconciliation of school curriculum with the needs of the project or different organization of the academic year, holidays, etc. Some schools thus might not be able to upload their outputs on time for their partner class to work with them further. Other schools would like to participate in the project but without the commitment of cooperation with a partner school and therefore without a precise schedule of the project lessons. At the same time, however, they do not want to miss the opportunity to learn about and compare different perspectives of the partners.

During the three years of the project duration, the participating schools have collected a great amount of very interesting outputs on the La Ngonpo website [www.la-ngonpo.org](http://www.la-ngonpo.org). For the above mentioned reasons, we have prepared this La Ngonpo Outputs Database. In this material, we would like to present at least some of the inspiring outputs with a clear reference to their place in the methodology manual La Ngonpo: A Meeting Point. La Ngonpo: Outputs Database, therefore, serves as a complementary material to the La Ngonpo Project presenting outputs of Czech, Ladakhi and Nepali partner schools; it's available for teachers to use in La Ngonpo lessons or for whoever is interested in what has been created by children from different cultural environments.

We hope that you will find some answers to your questions in this database and that it will provoke a lot of questions in return.

*On behalf of La Ngonpo team,  
Anna Fischerová*

# Acknowledgement

MKC Prague would like to thank all students and teachers who took part in La Ngonpo Project for their activity, enthusiasm and very inspirational outputs that were often beyond the framework of the La Ngonpo website.

# Contents

<b>Module 1 Circles</b> .....	<b>9</b>
Lesson 1 OUR PARTNERS .....	10
Lesson 2 CIRCLES .....	11
Lesson 3 COLLAGES .....	27
Lesson 4 WHAT DO WE HAVE IN COMMON? .....	37
<b>Module 2 Heroes</b> .....	<b>46</b>
Lesson 1 My Heroes.....	47
Lesson 2 HERO STORY .....	72
Lesson 3 GOOD OR BAD.....	82
Lesson 4 My PRINCIPLES .....	83
<b>Module 3 Migration</b> .....	<b>94</b>
Lesson 1 My REGION .....	95
Lesson 2 ABDIN .....	100
Lesson 3 My NEIGHBOURS .....	101
Lesson 4 MIGRATION TREE .....	103
<b>Module 4 Beauty</b> .....	<b>115</b>
Lesson 1 ARTS .....	116
Lesson 2 OUR CLASS .....	120
Lesson 3 BODY DECORATION .....	128
Lesson 4 FIREWORK.....	129
<b>Module 5 Water</b> .....	<b>135</b>
Lesson 1 VIRTUAL WATER.....	136
Lesson 2 PLASTIC SEA .....	139
Lesson 3 BIG FISH .....	145
Lesson 4 CHANGE .....	146
<b>Module 6 Together</b> .....	<b>148</b>
Lesson 1 ELEPHANT .....	149
Lesson 2 EXHIBITION PREPARATION I. ....	152
Lesson 3 EXHIBITION PREPARATION II. ....	153
Lesson 4 FAREWELL .....	154

**Click to launch the section of your preference**

# Overview of Modules and Lessons



## module 1 Circle

Lesson	Recommended subjects	Outputs La Ngopo website	Notes
1. Our Partners	Social Sciences, English		
2. Circles	Social Sciences, English, Arts	Identity flower (rewritten by students)	Homework: photos of circles (students upload on website later)
3. Collages	Social Sciences, English, Arts	Collages (students upload photos and short info about them)	80 minutes
4. What Do We Have In Common?	Geography, Social Sciences, IT	Questions for partner school (teacher sends them to coordinator from partner school)	Working with photos of circles and outputs from partners (collages, photos of circles)



## module 2 Heroes

Lesson	Recommended subjects	Outputs La Ngopo website	Notes
1. My Heroes	Social Sciences, English	Cinquefoil (rewritten by students) List of class heroes + information about them (written by students)	Homework: Sociological research
2. Hero Story	Literature, English, Social Sciences	Photos of photo-like sketches (uploaded by teacher or students) Students' own questions about the story (uploaded by teacher or students)	80 minutes
3. Good or Bad?	History, Social Sciences, English		
4. My Principles	English, Social Sciences, Arts	Questions for partner school (teacher sends to coordinator of partner school) Students' principles (each student uploads one of his/her principles) Optional: Photo of students' principles	Working with sociological research



## module 3 Migration

Lesson	Recommended subjects	Outputs La Ngopo website	Notes
1. My Region	Geography, Social Sciences, English	"Virtual map" of the region (created by students on the web)	<b>Homework:</b> prepare "virtual maps" <b>Optional:</b> students photograph important places (send photos to their partners)
2. Abdin	Geography, Social Sciences, English		<b>Optional homework:</b> Interview with immigrants
3. My Neighbours	Geography, Social Sciences, English		Working with interviews done by students ( <i>optional</i> ) <b>Homework:</b> students look at the virtual maps of the partners
4. Migration Tree	Geography, Social Sciences, Arts, English	<b>Photo of migration tree</b> (students upload) <b>"Virtual tree"</b> (students create after the lesson) <b>Questions for partners</b> about their maps (teacher sends to the coordinator)	<b>80 minutes</b> Students look at "virtual maps" of their partners on the website



## module 4 Beauty

Lesson	Recommended subjects	Outputs La Ngopo website	Notes
1. Art	Social Sciences, English, Arts, History	"Message" of the lesson (written by students)	You can use a dataprojector in the lesson.
2. Our Class	Arts, Social Sciences	<b>Photos of their works with info</b> (teacher or students upload and add short description) What do I like about the class? And what to improve? (written by students or the lists copied)	<b>80 minutes</b>
3. Body Decoration	Arts, Social Sciences, English, History, Geography		You can use a dataprojector in the lesson. <b>Homework</b> – students look at the partners' outputs from Lesson No. 1 and 2
4. Firework	English, Social Sciences	<b>Photo of "Class Firework" and poster "Our dreams"</b> (uploaded by teacher or students) <b>Optional: "My dream"</b> (students describe their dreams)	You can use a dataprojector in the lesson. Working with partner's outputs from Lesson No. 1 and 2



## module 5 **Water**

Lesson	Recommended subjects	Outputs La Ngopo website	Notes
1. <b>Virtual Water</b>	Social Sciences, Geography, Mathematics	<b>Brainstorming on water</b> (students copy the words from the lesson)	
2. <b>Plastic Sea</b>	Arts, Geography, Social Sciences, Chemistry, English	<b>Photos: „Plastic sea“ and plastic waste collected during the lesson</b> (teacher uploads it) <b>Personal research “How much plastic do I use in 1 week”?</b> (students write the results)	<b>80 minutes</b>
3. <b>Big Fish</b>	Social Sciences, English, Biology, Geography		
4. <b>Change</b>	Social Sciences, English	<b>Questions for the partner school</b> (teacher sends them to the coordinator from the partner school)	Working with the outputs on the web from the first and the second lesson.



## module 6 **Together**

Lesson	Recommended subjects	Outputs La Ngopo website	Notes
1. <b>Elephant</b>	Social Sciences, English	<b>Photo of the elephant with messages</b> (uploaded by teacher or students) <b>Virtual elephant</b> (written by students)	
2. <b>Exhibition Preparation I</b>	Social Sciences, Arts		<b>80 minutes</b> <b>Homework:</b> students look at their and their partners project outputs on LN website
3. <b>Exhibition Preparation II</b>	Social Sciences, Arts		
4. <b>Farewell</b>	Social Sciences, Arts	<b>Optional:</b> after the lesson, students upload what they created (e.g. their writing, song lyrics, video of the song, photos from the exhibition etc.)	Bring the filled in certificates to the lesson. Working with the partners´ elephants from Lesson No. 1.



**Module 1**

# **Circles**



# | Lesson 1 **OUR PARTNERS**

Students acquire new info about the place of the partner school. They name their assumptions and possible stereotypes about the country or region.

There are no outputs on the La Ngonpo website.



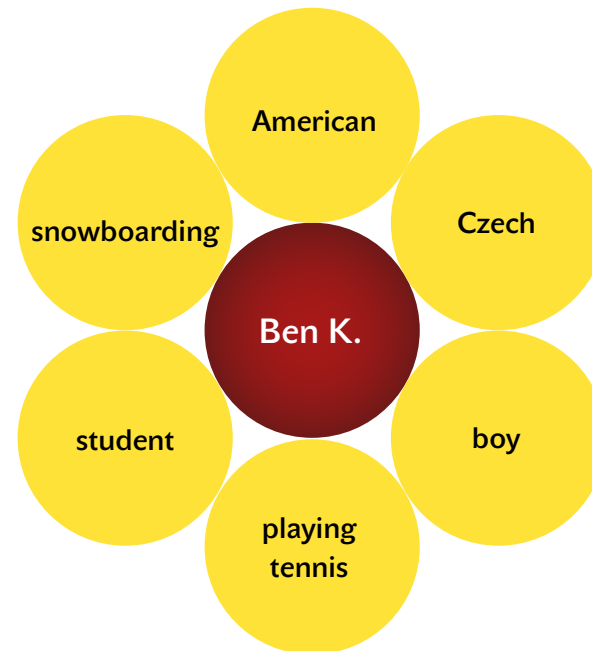
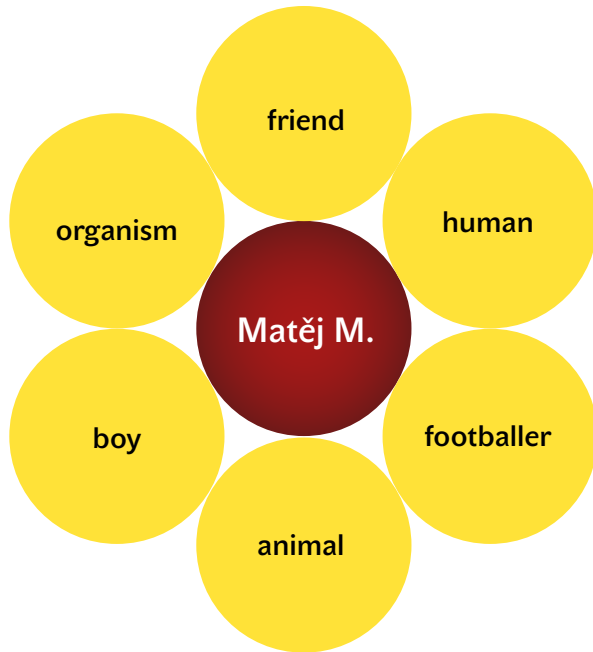
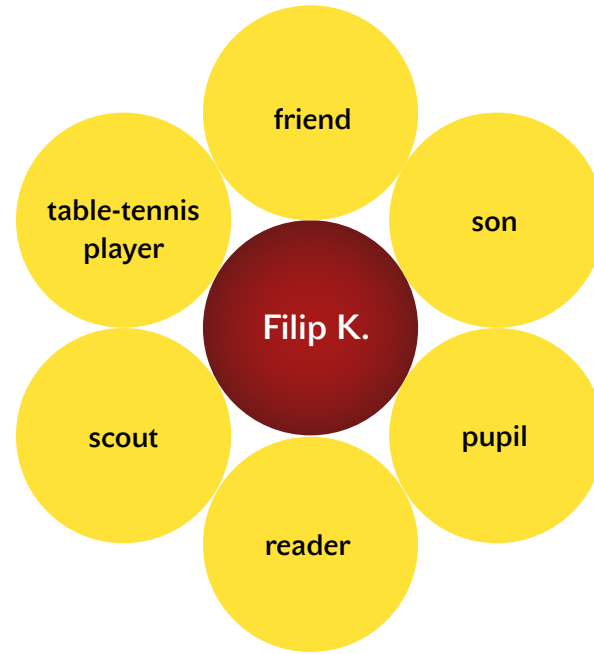
## | Lesson 2 **CIRCLES**

Students name their identity and uniqueness of every human. They specify new things that they have in common with their classmates and explain how stereotypes are created.


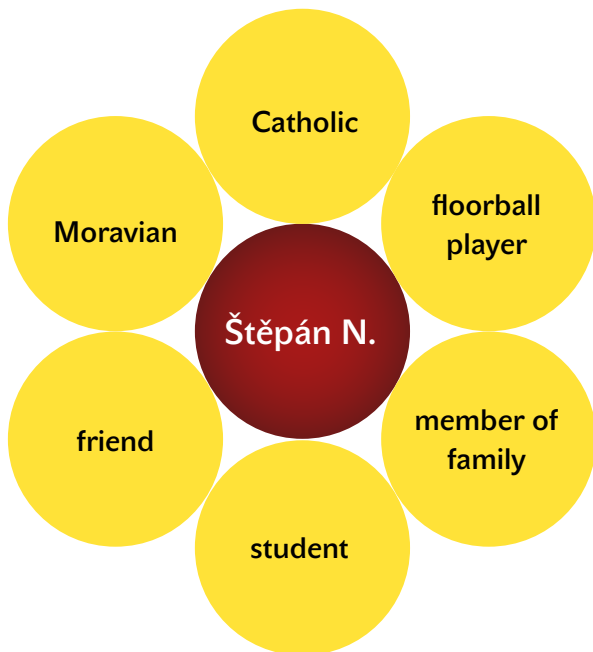
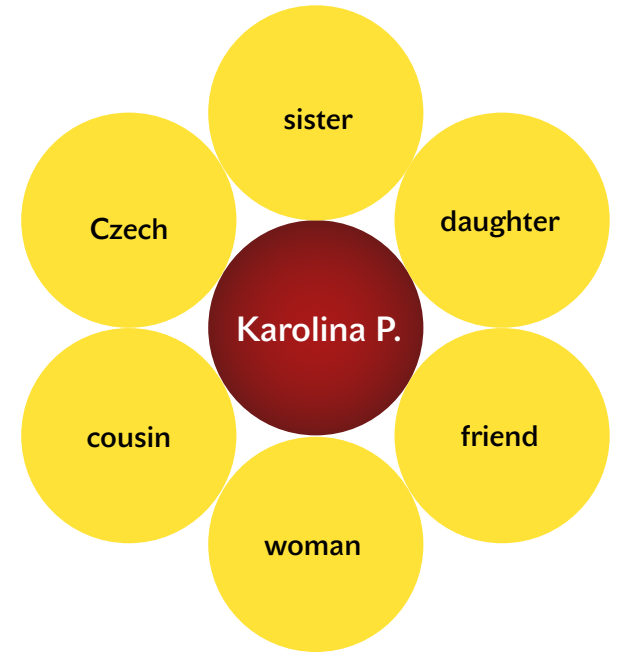
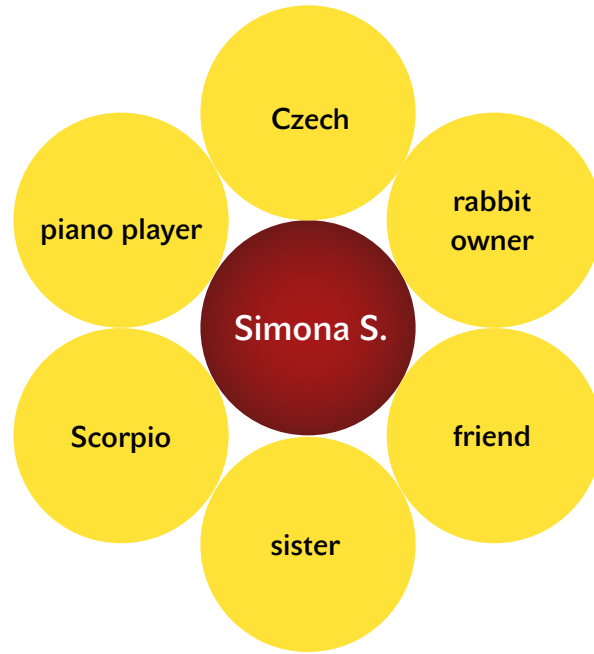


## IDENTITY FLOWER

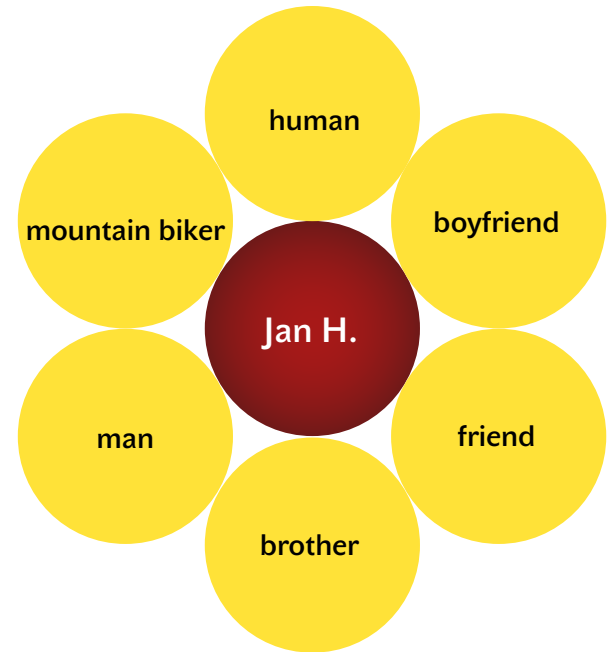
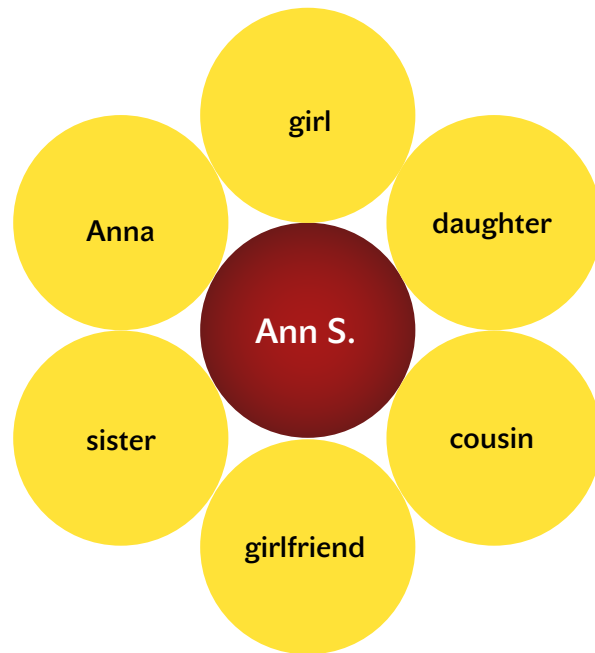
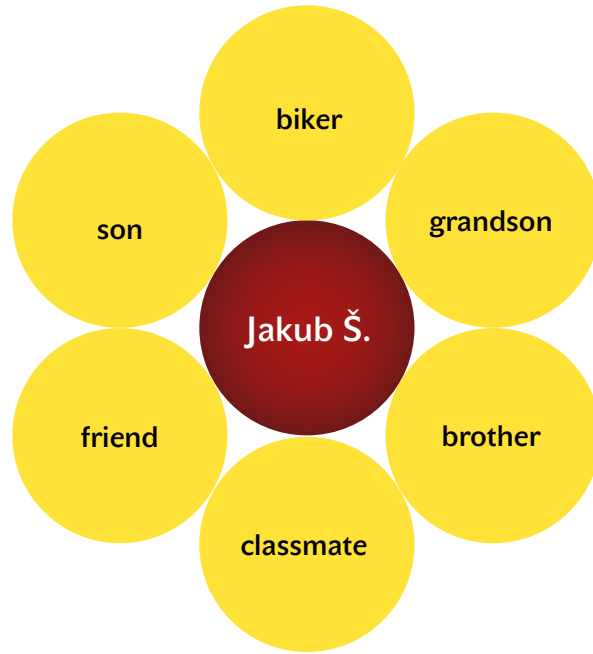
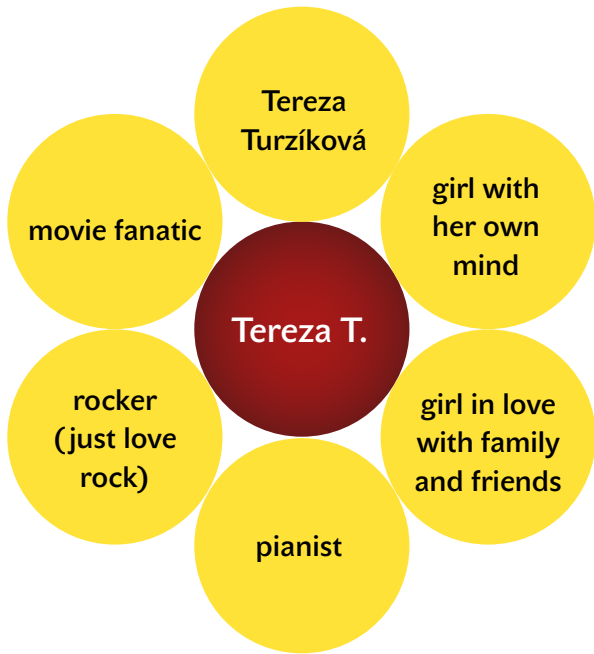
In the lesson, you were thinking about who you are and what forms your personality. Rewrite here the identity flower which you created in the lesson. It will help students in your partner school to get to know you better.



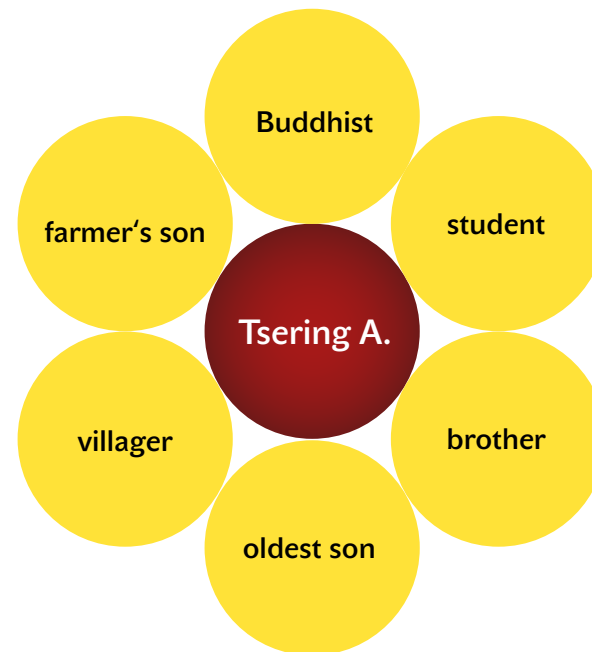
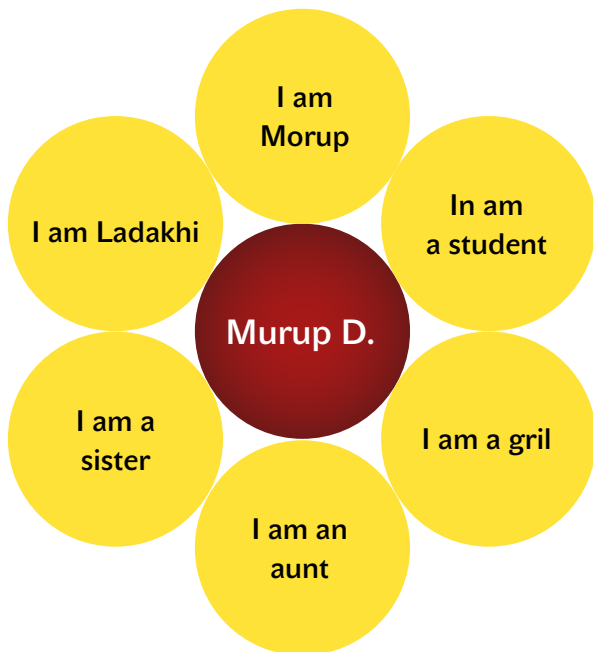
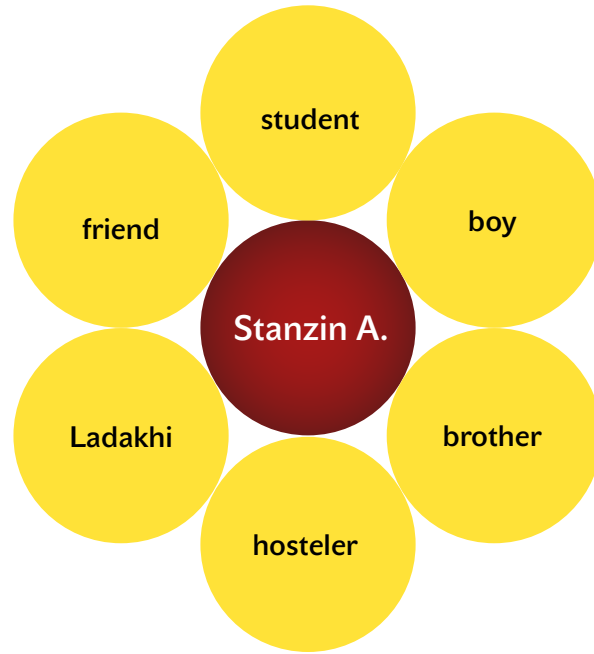
CZECH STUDENTS' FLOWERS



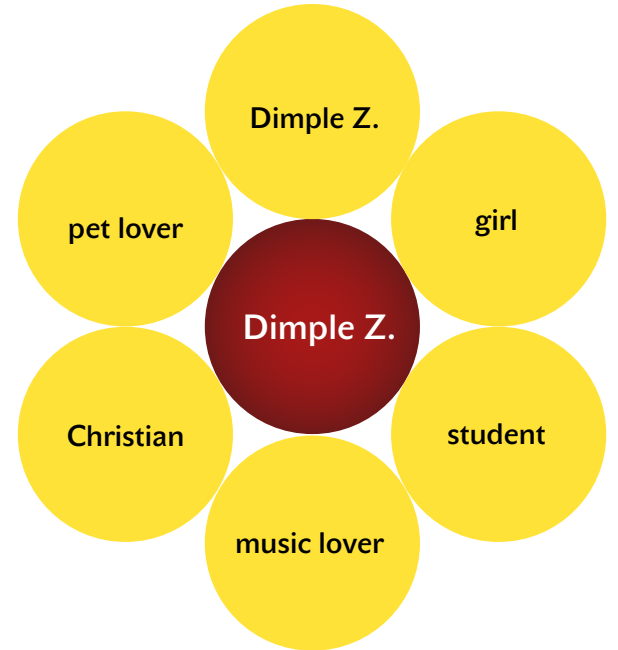
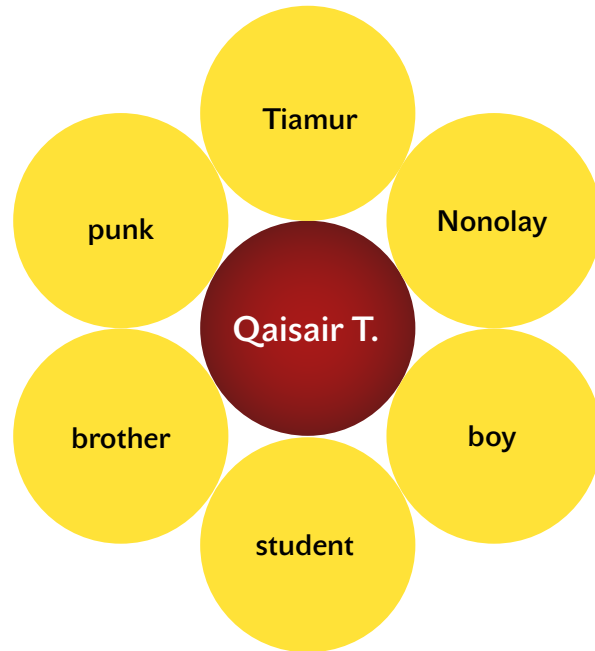
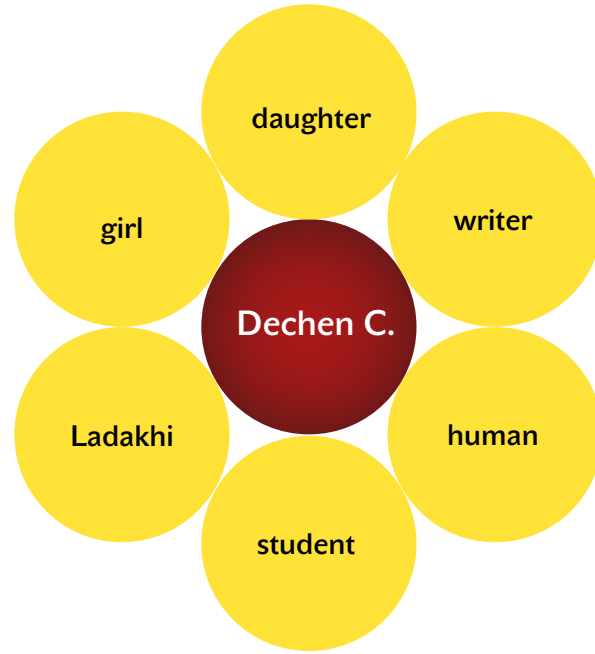
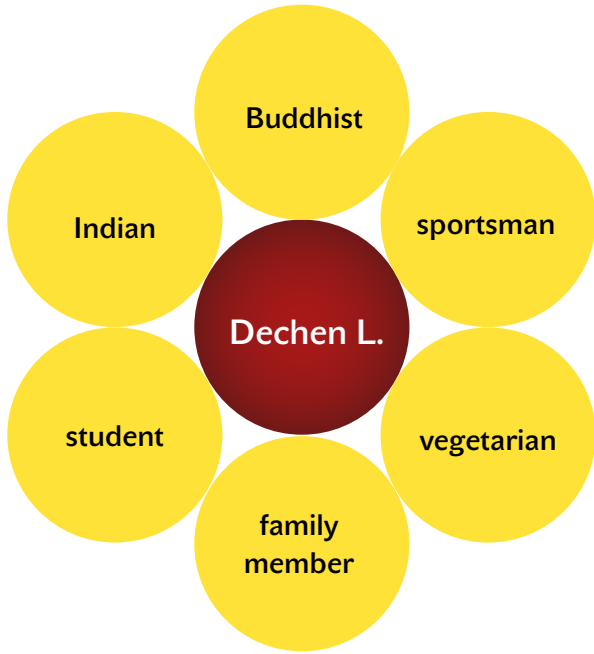
CZECH STUDENTS' FLOWERS



CZECH STUDENTS' FLOWERS

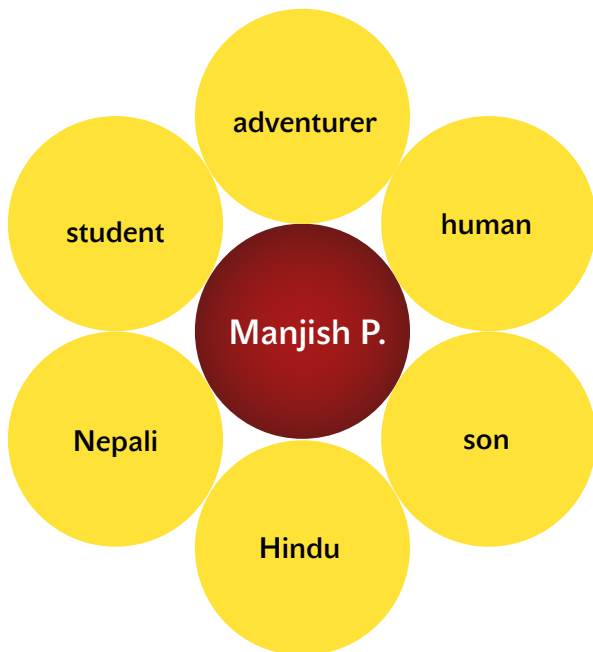
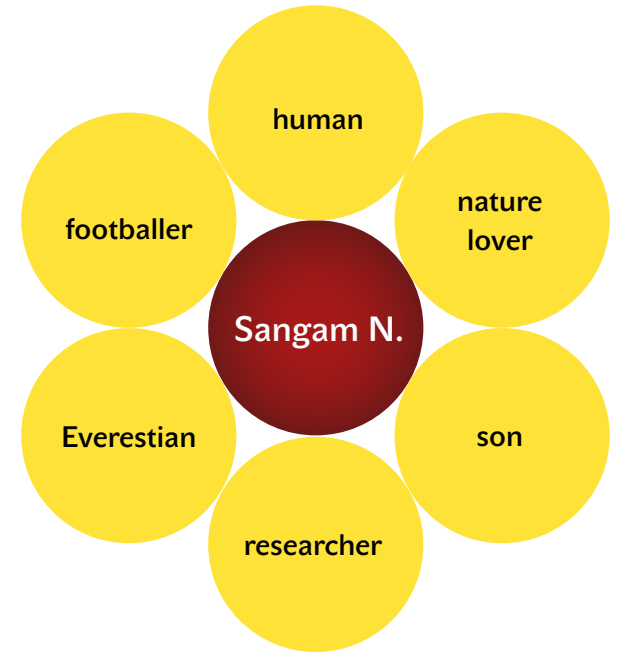
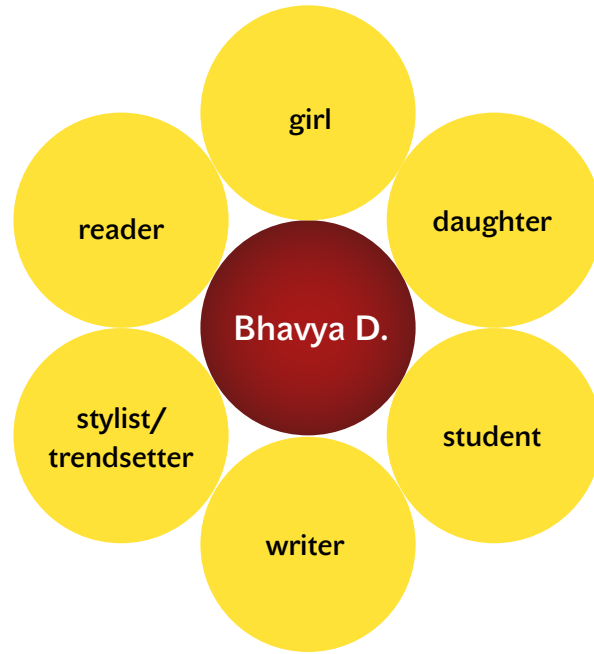


LADAKHI STUDENTS' FLOWERS

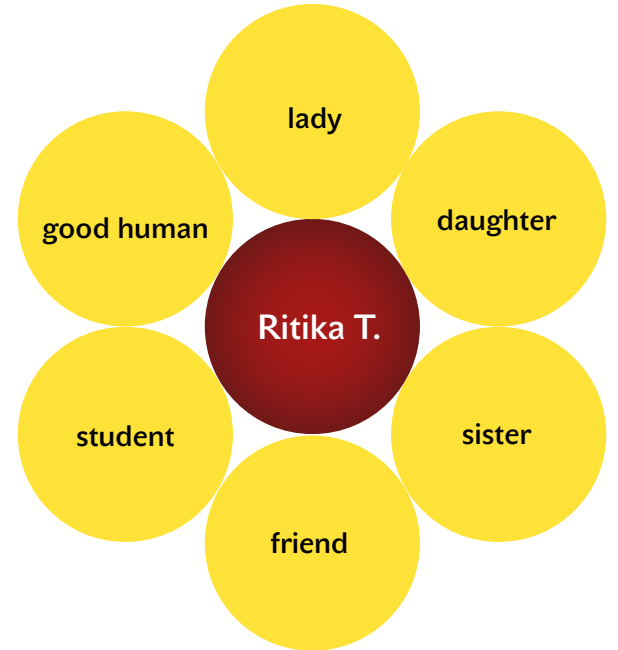
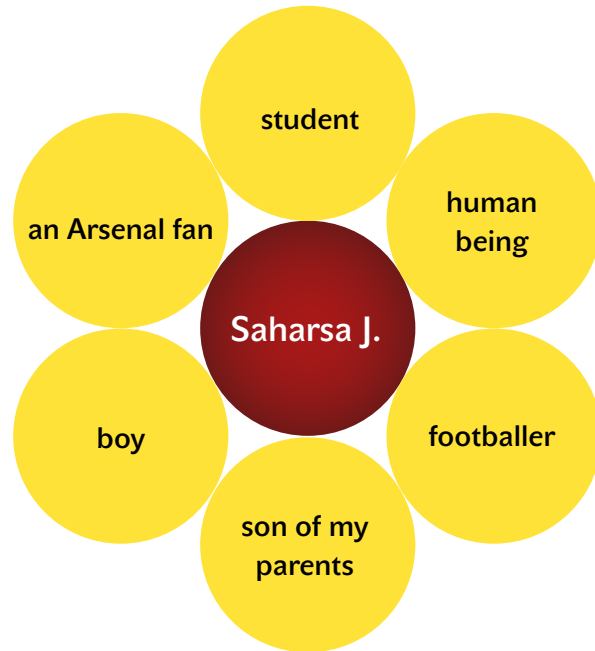
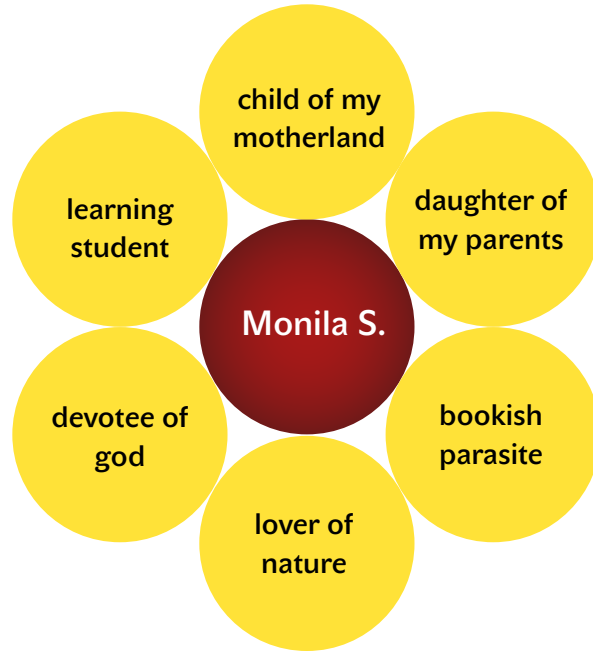
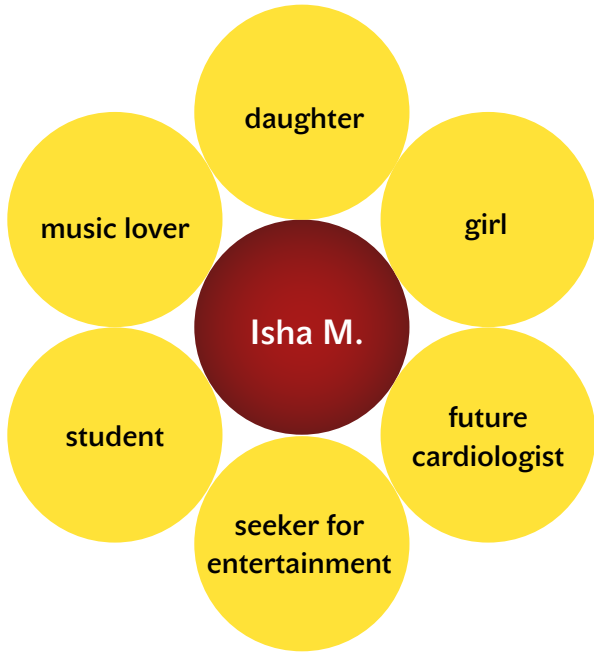


LADAKHI STUDENTS' FLOWERS






**NEPALI STUDENTS' FLOWERS**



**NEPALI STUDENTS' FLOWERS**

## PHOTOS OF CIRCLES

Your homework was to look at the world around you and discover various circles in it. Upload here your own photos of them.





ČESKÁ REPUBLIKA





CZECH REPUBLIC





LADAKH, INDIA








NEPAL

## | Lesson 3 **COLLAGES**

Students name what they have in common with their classmates. They predict what interests students from partner school have and what is important for them in their lives.




## COLLAGES

In this lesson you created a collage about what you like, what your interests are and what is important for you in your life. Upload here the photo of your collage and add a short description of it. It will help students from partner school to recognize what you wanted to express by it.



▲ We are three young teenagers, from the Czech Republic, Prostějov. In our group there are two girls and one boy. We all go to the secondary school called Trivis. Our school is good, but difficult. We have to study a lot for school. Our favourite subjects are English, PE and Math. We all love sports.  
SŠV TRIVIS Prostějov, CZ  
2012/2013

▲ ZŠ Úvaly,  
Czech Republic 2011/2012



▲ Gymnázium Šternberk,  
Czech Republic 2012/2013



▲  
*Tyršova ZŠ,*  
 Brno, Czech Republic 2010/2011



▲  
*Gymnázium Šternberk,*  
 Czech Republic 2012/2013



▲  
*Tyršova ZŠ,*  
Brno, Czech Republic, 2010/2011



▲  
*Tyršova ZŠ,*  
Brno, Czech Republic, 2010/2011





▲ *Lamdon Senior Secondary School,  
Leh, Ladak, 2012/2013*



▲ *Druk Padma White Lotus School,  
Ladakh, 2011/2012*





▲ We have done the collages. In this activity we show our interest and what is important in our life. Dancing, singing, painting etc. Parents, teachers, friends are important in our life.

*Lamdon Senior Secondary School,  
Leh, Ladakh, 2012/2013*



▲ Jullay, hello we all are happy to join in La Ngonpo. We all like to dance so we have stuck many pictures related to different forms of dance. Dalai Lama is our spritual leader and he is our god. OM MA NI PAD MAY HUM is mantra(holy prayer or recetation) to purify our mind from negative emotions and calm it down. We love to wear our traditional dress. We love to watch hindi movies. We also love to eat sweets like chocolate, ice cream, etc. We all like cycling very much. We hope you will like our collage. Take care everybody.

*Lamdon Senior Secondary School,  
Leh, Ladakh, 2012/2013*



▲  
Secmol,  
Ladakh, 2012/2013



▲  
Hello jullay, we like to eat and taste different types of food. We like sports cars and F1cars and we like footballers like Messi and Cristiano, etc. We like to play cricket and football and Bolt is our favorite athlete and we like photographing and listening music on cell phones. We like to go to gym and playing games on pc and play station 2 or 3.

*Lamdon Senior Secondary School,*  
Leh, Ladakh, 2012/2013



▲ *Kavya School,*  
Kathmandu, Nepal, 2012/2013




▲ *Kavya School,*  
Kathmandu, Nepal, 2012/2013



▲ Our group has made and uploaded this collage because it represents our country and also because it interests us. We hope that this collage helps you to know something about our country NEPAL.

*Chelsea International Academy  
Kathmandu, Nepal, 2012/2013*



▲ Hey friends! Its collage made by our group. It was really an awesome experience to make group collage moreover about Nepal.  
*Kadambari Academy, Birgunj,  
Nepal, 2012/2013*

# | Lesson 4 **WHAT DO WE HAVE IN COMMON?**

Students compare their expectations with collages from partner school. They say what they have in common with students from Ladakh and consider what they have learned during the last month (about themselves, their classmates and classmates from Ladakh).



## QUESTIONS FOR THE PARTNER SCHOOL

Please, enter 5–10 questions that your students want their partner to answer. After students from your partner class ask their questions, please answer them in the comments.

## GRADE 6 – PRIMA (1<sup>ST</sup> INTERNATIONAL SCHOOL OF OSTRAVA) – PARTNER QUESTIONS 1

---

***Do you like animals; if yes, which is your favourite?***

**ZŠ Jablonné nad Orlicí:** Yes, dogs and cats.

**Kavya School:** Yes, dogs , rabbits and cats.

---

***What kinds of animals do you eat?***

**ZŠ Jablonné nad Orlicí:** Chicken, beef, pork, fish.

**Kavya School:** Duck, Pork, Mutton, Chicken, Fish.

---

***What can you tell me about your nationality?***

**ZŠ Jablonné nad Orlicí:** People like drinking beer, eating schitzel, Our national sport is ice hockey.

**Kavya School:** Out here people love to have holidays. everyone is friendly. They love to celebrate festivles. world highest mountain Mt. Everest is in Nepal. Our national game is dandi biyo.

---

***Have you got Easter?***

**ZŠ Jablonné nad Orlicí:** Yes.

**Kavya School:** No.

---

***Do you have any animals?***

**ZŠ Jablonné nad Orlicí:** Yes, dogs, cats, fish, parrots, hamsters.

**Kavya School:** Yes. Parrots, dogs, fish, rabbits, cow.

---

***How do you like wearing a uniform?***

**ZŠ Jablonné nad Orlicí:** We do not wear uniforms.

**Kavya School :** We feel bore but no other option. It is compulsory.

---

***Do you like your school?***

**ZŠ Jablonné nad Orlicí:** sometimes, it depends....

**Kavya School:** yes

---

***What is your favourite food?***

**ZŠ Jablonné nad Orlicí:** Sirloin with sauce and dumplings, pork sauerkroust and dumplings.

**Kavya School:** Momo, Chowmin, Rice and curry, pani puri, potato fries.

***What languages do you speak?***

**ZŠ Jablonné nad Orlicí:** Czech, English, Slovak.

**Kavya School:** Nepali, English, Newari.

(ANSWERED BY STUDENTS FROM KAVYA SCHOOL KATHMANDU, NEPAL,  
AND JABLONNÉ NAD ORLICÍ ELEMENTARY SCHOOL, CZECH REPUBLIC)

---

## CLASS 8+9 (SPRING DALES PUBLIC SCHOOL) – PARTNER QUESTIONS 1

---

***How do you feel about our last lesson?***

***What time your school will start and close?***

**ZŠ Velké Němčice:** We start at 8 and finish at 1.30 and on Tuesday we finish at 03.05.

**SŠV TRIVIS Prostějov:** Our school year starts in September and finishes in June. The lessons start at eight o'clock a.m. and usually finish at three o'clock p.m.

***I think in the last output of your lesson there were lots of you mobile phones. Why?***

***Do you think that there is something different or surprising in our last lesson output.***

***Which subject do you like and Why?***

**ZŠ Velké Němčice:** The most of us voted for English and P.E.

**SŠV TRIVIS Prostějov:** Our favourite subjects are Czech and English languages and P.E.

**SŠV TRIVIS Prostějov:** We also like studying German language and Law. We like these subjects because we have good teachers and we are interested in our lessons.

***What is your national meal?***

**ZŠ Velké Němčice:** Our national meal is roasted pork with sauerkraut and dumplings, siorion with sauce and dumplings and wienerschnitzel with potato salad.

**ZŠ Velké Němčice:** sirloin

**SŠV TRIVIS Prostějov:** Traditional Czech cuisine is based on meat and sauces. Our favourite fruit are apples and plums.

***What are you doing in longterms holidays?***

**ZŠ Velké Němčice:** We travel, swim, play tennis, football, dance, go to summer camps, have a holiday with family...

**ZŠ Velké Němčice:** It is summer, so we go for swim, we travel and have parties with our friends. We can sleep till later morning hours. Some of us have a job.

---

***Why you are not wearing uniform in school.***

**ZŠ Velké Němčice:** It is not tradition in our country to wear a uniform at school, only some privat schools have uniforms.

**SŠV TRIVIS Prostějov:** It is not typical for our country to have uniforms at school. However, in our school we have got TRIVIS t-shirts and dresses for sport and we like to wear them, because we proud of our school.

---

***Which day you are go for the lesson La-ngonpo?***

**ZŠ Velké Němčice:** Usually Monday

**SŠV TRIVIS Prostějov:** We usually have La Ngonpo lessons on Wednesdays. When we need more time and longer lessons we change Wednesdays to Mondays.

---

***What do you think about us.***

**ZŠ Velké Němčice:** We think you are clever, interesting, not very tall, slim,friendly, not pure, you like sports and animals... spontaneous answers of students.

(ANSWERED BY STUDENTS FROM VELKÉ NĚMČICE ELEMENTARY SCHOOL AND SŠV TRIVIS PROSTĚJOV, CZECH REPUBLIC.)

---



## 9.B (ZŠ ÚVALY) – PARTNER QUESTIONS 1

---

***What is your national meal?***

**Spring Dales Public School:** PABA, THUKPA and many more.

---

***How many pupills are in one class?***

**Spring Dales Public School:** We have 2 group class 7th and (8th+9th) There are 14 student in each group.

---

***Is there a river in Ladak?***

**Spring Dales Public School:** Yes, there are so many rivers.

---

***How long is your way to school?***

**Spring Dales Public School:** Just one hour.

---

***What do you think about us?***

**Spring Dales Public School:** You are looking good and I think that you people are much more experienced in this project.

---

***What music do you listen to?***

**Spring Dales Public School:** Mostly Hindi and Ladakhi.

---

***Do you like KFC (MacDonald) food?***

**Spring Dales Public School:** Sorry.

---

(ANSWERED BY STUDENTS FROM SPRING DALES PUBLIC SCHOOL, MULBEKH, LADAKH, INDIA.)

---

## KONVERZACE (ZŠ A MŠ GENERÁLA FRANTIŠKA FAJTLA, PRAHA 9) – PARTNER QUESTIONS

---

***How many people are in your school?***

**SECMOL:** 36 students

---

***At what age do people marry in Laddakh?***

**SECMOL:** 26 years old onwards upto 33-35 years old.

---

***Do you play football?***

**SECMOL:** yes, there are many teams in school and in Leh itself.

---

***What language do you speak?***

**SECMOL:** Ladakhi.

---

***How many people are there in Ladakh?***

**SECMOL:** Around 3 lakhs.

---

***Do you have Facebook?***

**SECMOL:** Yes.

---

***Why did you decide to join the project?***

(ANSWERED BY STUDENTS FROM SECMOL CAMPUS, LEH, LADAKH, INDIA.)

---

## 6 B (KAVYA SCHOOL, KATHMANDU, NEPÁL) – PARTNER QUESTIONS 1

---

*I want to know the name of a famous place out there?*

**1st International School of Ostrava:** Brno, because they have many memorials and some nice city squares. Prague, because it is the main city, and there are many monuments like Charles Bridge. There is also the castle there where the president lives.

---

*What is your main language?*

**1st International School of Ostrava:** Czech

---

*I would like to know the name of few famous people of your country?*

**1st International School of Ostrava:** Antonín Dvořák and Bedřich Smetana are famous composers. Karel Gott is the most famous singer. Martin Dejdar is a famous actor. Lucie Bílá is also a singer.

---

*Do you read Czech book or English book?*

**1st International School of Ostrava:** All of the students read Czech and English books. About half of the class reads English books also at home.

---

*Do you like to read comics?*

**1st International School of Ostrava:** Most of our students like comics at least a little bit.

---

*In which language do you communicate with your family and friends?*

**1st International School of Ostrava:** Mostly Czech, but sometimes English, and also Polish.

---

*Are you religious?*

**1st International School of Ostrava:** Mostly no, but some are still thinking about it.

---

*Which is your cultural dress?*

**1st International School of Ostrava:** Many layered skirts (you can google „kroje“). For boys it is trousers, a white shirt with laces, and also a vest.

---

*Which is your national game?*

**1st International School of Ostrava:** We don't have a national game, but hockey and soccer are very popular.

(ANSWERED BY STUDENTS FROM THE 1ST INTERNATIONAL SCHOOL OF OSTRAVA.)

---

## CHelsea's CLASS (CHelsea INTERNATIONAL ACADEMY, KATHMANDU, NEPÁL)

### – PARTNER QUESTIONS 1

---

*What is the most important thing for you in your life and how do you relate yourself with your society?*

*What do you know about our country, Nepal?*

*How was your first day in this class? Did you enjoy it? How do you manage time for La-Ngonpo?*

*How do you improve your English?*

*How do you enjoy your vacations?*

*How do you solve your household problems?*

*What did you think about our collages? What have you learnt about us from our work?*

*What are the national symbols of your country?*

*How is the behavior of the people of your country towards strangers?*

*What is your religion? What are your interests?*

---

## 1A/B TRIVIS (SŠV TRIVIS PROSTĚJOV) – PARTNER QUESTIONS 1

---

*What do you like doing in your free time?*

*What sports do you like doing?*

*What is your country famous for?*

*Do you like playing PC games? If yes, which of them do you like most?*

*What time do your lessons start?*

*Do you have pocket-money?*

*What is your favourite food? What is your national food?*

*How do you celebrate your birthday?*

*Do you go to the parties or to the discos?*

*What are the most important national holidays or special events in your country? How do you celebrate them?*

---

## 7TH CLASS (ZŠ BRNO, ŘEHOŘOVA 3) – PARTNER QUESTIONS 1

---

***Are you happy in your life?***

***Do you have any pets?***

***Do you play any musical instruments?***

***Did you like our collages?***

***What are your hobbies? What do you best like to play with?***

***How do your traditional clothes look like?***

***Do you like the La Ngonpo cooperation with us? What? Why?***

***Do you have to help your family on the field? Or how do you have to help your family?***

***How does your house look like?***

***How many days there are your holidays?***

---


## **Module 2**

# **Heroes**



# | Lesson 1 **My Heroes**

Students describe what “hero” means for them and how it has changed during their life. They explain why people admire different heroes.



## MY CINQUEFOIL

At the end of the lesson MY HEROES you created a „cinquefoil“ that sums up your idea who is a hero. Rewrite the „cinquefoil“ here.

Eva K.

Hero

2 adjectives about hero:

Hero is super and nice.

3 verbs about hero:

Hero cares, helps and makes.

One sentence about hero:

She very loves me.

One summarizing word:

Woman

ANSWERS OF CZECH STUDENTS



**Barbora H.**

Hero

2 adjectives about hero:

Hero is good and helpful.

3 verbs about hero:

Hero helps and eats and drinks.

One sentence about hero:

Hero helps other people.

One summarizing word:

Good

**Eliška Z.**

Hero

2 adjectives about hero:

Hero is brave and clever.

3 verbs about hero:

Hero helps, protects and cherishes.

One sentence about hero:

My hero wants to win.

One summarizing word:

Strongest

**ANSWERS OF CZECH STUDENTS**

**Petra R.**

Hero

2 adjectives about hero:

Hero is nice and brave.

3 verbs about hero:

Hero is flying, helping and make anger.

One sentence about hero:

Heroes help with troubles.

One summarizing word:

Mum

**Madlena Sabina P.**

Hero

2 adjectives about hero:

Hero is fast and amazing.

3 verbs about hero:

Hero flies, runs fast and rescues people.

One sentence about hero:

He is very mysterious.

One summarizing word:

Spiderman

**ANSWERS OF CZECH STUDENTS**

**Monika V.**

Hero

2 adjectives about hero:

Hero is amazing and brave.

3 verbs about hero:

Hero plays, sings and speaks.

One sentence about hero:

He is amazing.

One summarizing word:

Brother

**Jaromír S.**

Hero

2 adjectives about hero:

Hero is nice and four-footed.

3 verbs about hero:

Hero goes, jumps and barks.

One sentence about hero:

The hero is fast.

One summarizing word:

Dog

**Denisa H.**

Hero

2 adjectives about hero:

Hero is beautiful and rich.

3 verbs about hero:

Hero asks, walks and laughs.

One sentence about hero:

Has an original style.

One summarizing word:

Perfection

**Anna O.**

Hero

2 adjectives about hero:

Hero is strong and nice.

3 verbs about hero:

Hero rescues, loves and operates.

One sentence about hero:

Vet treats sick animals.

One summarizing word:

Best.

**ANSWERS OF CZECH STUDENTS**

**Simona S.**

Hero

2 adjectives about hero:

Hero is brave and unselfish.

3 verbs about hero:

Hero saves childrens lives, fights against nazism, finds new families for children.

One sentence about hero:

Saves Jewish children lives.

One summarizing word:

Courage

**Denisa J.**

Hero

2 adjectives about hero:

Hero is strong and smart.

3 verbs about hero:

Hero rescues, helps and risks.

One sentence about hero:

Anyone can be a hero.

One summarizing word:

Courage

**ANSWERS OF CZECH STUDENTS**

**Nilza A.**

Hero

2 adjectives about hero:

Hero is cool and charming.

3 verbs about hero:

Hero acts, dances and tricks.

One sentence about hero:

She is so... amazing.

One summarizing word:

Incredible

**Rizgin Y.**

Hero

2 adjectives about hero:

Hero is intelligent and kind.

3 verbs about hero:

Hero helps, teaches and cares.

One sentence about hero:

He is so active.

One summarizing word:

Outstanding

**ANSWERS OF CZECH STUDENTS**

**Tsering Y.**

Hero

2 adjectives about hero:

Hero is funny and helpful.

3 verbs about hero:

Hero plays, walks and eats.

One sentence about hero:

He is famous in Ladakh.

One summarizing word:

Successful

**Putit D.**

Hero

2 adjectives about hero:

Hero is good and compassionate.

3 verbs about hero:

Hero helps, works and writes.

One sentence about hero:

He shows right ways.

One summarizing word:

Kindness

**Dorjay D.**

Hero

2 adjectives about hero:

Hero is honest and helpful.

3 verbs about hero:

Hero speaks, cleans and walks.

One sentence about hero:

He always helps students.

One summarizing word:

Brave

**Dechen A.**

Hero

2 adjectives about hero:

Hero is non-discriminative and knowledgable.

3 verbs about hero:

Hero guides, helps, advises.

One sentence about hero:

He works for public welfare.

One summarizing word:

Guru

**ANSWERS OF LADAKHI STUDENTS**



**Stanzin D.**

Hero

2 adjectives about hero:

Hero is brave and honest.

3 verbs about hero:

Hero is running, jumping and helping.

One sentence about hero:

He is a good boxer.

One summarizing word:

Fighter

**Chetan W.**

Hero

2 adjectives about hero:

Hero is strong and a fighter.

3 verbs about hero:

Hero sings, dances, sleeps.

One sentence about hero:

Hero is a powerful man.

One summarizing word:

Brother

**Jigmet L.**

Hero

2 adjectives about hero:

Hero is smart and intelligent.

3 verbs about hero:

Hero cares, loves and guardes.

One sentence about hero:

I love her advices.

One summarizing word:

Best

**Padma A.**

Hero

2 adjectives about hero:

Hero is courages and helpful.

3 verbs about hero:

Hero helps, loves, cares.

One sentence about hero:

Hero shows the right path.

One summarizing word:

Spellbinding

**ANSWERS OF LADAKHI STUDENTS**

**Stanzin S.**

Hero

2 adjectives about hero:

Hero is vocalist and punk.

3 verbs about hero:

Hero sings, plays guitar and sleeps.

One sentence about hero:

He is a good vocalist.

One summarizing word:

Awesome

**Erum N.**

Hero

2 adjectives about hero:

Hero is goodlooking and smart

3 verbs about hero:

Hero plays, eats, sings.

One sentence about hero:

He is very cool.

One summarizing word:

Superdupercool

**ANSWERS OF LADAKHI STUDENTS**

**Isha M.**

Hero

2 adjectives about hero:

Hero is famous and handsome.

3 verbs about hero:

Hero inspires, interacts and influences.

One sentence about hero:

He sings very well.

One summarizing word:

Amazing

**Presika T.**

Hero

2 adjectives about hero:

Hero is powerful and beautiful.

3 verbs about hero:

Hero sacrifices, dedicates and entertains.

One sentence about hero:

He is creepily adorable.

One summarizing word:

Inspiring

**ANSWERS OF NEPALI STUDENTS**

**Priyesh L.**

Hero

2 adjectives about hero:

Hero is dexterous and skilled.

3 verbs about hero:

Hero defends, thinks, wins.

One sentence about hero:

Hero is always unbeaten.

One summarizing word:

Zealot

**Muskan S.**

Hero

2 adjectives about hero:

Hero is inspiring and supercool.

3 verbs about hero:

Hero inspires, talks nad loves.

One sentence about hero:

My hero inspires me.

One summarizing word:

My father

**Sagar P.**

Hero

2 adjectives about hero:

Hero is handsome and powerful.

3 verbs about hero:

Hero plays, bowls, sings.

One sentence about hero:

He is an awesome man.

One summarizing word:

Contributer in cricket of Australia

**Diya B. S.**

Hero

2 adjectives about hero:

Hero is kind and caring.

3 verbs about hero:

Hero loves, cares, teaches.

One sentence about hero:

They teach me good manners.

One summarizing word:

Grandparents

**ANSWERS OF NEPALI STUDENTS**

**Subesh K.**

Hero

2 adjectives about hero:

Hero is smart and kind.

3 verbs about hero:

Hero teaches, helps and loves.

One sentence about hero:

He is with me.

One summarizing word:

Football coach

**Surabhi D.**

Hero

2 adjectives about hero:

Hero is kind and helpful.

3 verbs about hero:

Hero helps, loves and cares.

One sentence about hero:

She always love me.

One summarizing word:

Mother

## LIST OF TODAY'S CLASS HEROES

Rewrite here the list of today's heroes of your class and add a short description of each (for example who they are, what they are doing or have done, where they are from, why they are famous).

## CHELSEA'S CLASS (CHELSEA INTERNATIONAL ACADEMY) – CLASS HEROES

### List of Class Heroes

---

#### ***Fernando Torres***

Fernando Jose Torres Sanz (El Niño) is a Spanish footballer who currently plays for the English club Chelsea FC. He truly is a football maestro and to see his heroic play, all we need to do is turn on the TV and Whoa! Its Torres on the pitch.

---

#### ***Roger Federer***

If you're a tennis fan then you must be familiar with Roger Federer, who has appeared in 24 Grand Slam Finals and won 17 of them. The Swiss star has been successful ever since he started his career since 1998.

---

#### ***Alexander the great***

If you are crazy about history then you must be reknown to the greatest conqueror on earth whose aim was not to enslave people but unite them to one big and peaceful world.whose thoughts were so great that even success had to bow before him.

---

#### ***My Father***

My father is my hero because he helps me in my homework, understand my problems and fulfills all my needs.

---

#### ***Mingma, my friend***

Mingma is my hero because she inspires me a lot and she is a fun – loving, joyful girl.

---

#### ***Neymar***

He is a football player who plays for FC Santos and Brazil. He plays in the forward position with great skill and style.

---

#### ***Muralitharan (cricketer)***

He was a fierce off-spinner and a nightmare for batters. he is the first bowler to get 1000 wickets and is a bowling legend.

---



## 8.B (LAMDON MODEL SENIOR SECONDARY SCHOOL, LADAKH, INDIA, 2012/2013) – CLASS HEROES

### List of Class Heroes

---

#### ***H.H the 14 Dalai Lama***

His Holiness the 14 Dalai Lama was born in Tibet on 6 august. He is the spiritual leader of all Buddhist. He was awarded with the Nobel Peace Prize.

---

#### ***Shaid Kapoor***

He is the popular actor in India and one of the good dancers especially in Punjabi dance. He's done lots of movies like "vivah, jab we met, life ho to aisa etc. He is very smart, famous, popular, very talented person in India.

---

#### ***Late ER. Sonam Nurboo***

Sonam Nurboo was a great engineer as well as politician of Jammu And Kashmir State. He was born at Skara Leh-Ladakh. He designed the first highest altitude airport in the world known as "KBR (Kushok Bakula Rinpoche) Airport Leh Ladakh".

---

#### ***Parents***

Many of our students have chosen their parents as their "HEROES", the one who is very important in our life. One who cares for us, loves us, teaches us how to live in society which are our lovely parents. My parents are my heroes. Our parents are our first teachers who teach how to walk, talk, live etc. Parents show us the right path to make our future more successful. Parents work hard for their children so that their children don't face any kind of problem in any kind of stage.

---

#### ***Mahatma Gandhi***

Mohandas Karamchand Gandhi was born on 2 October '1889 at Porbander Gujarat. He completed his education from England and went to South Africa as a practicing lawyer. After that he returned to India to gain India Independence from the Britishers. He started the Satyagrah and Civil Disobedience movement in 1930. He started Civil Disobedience by doing Dandi March and broke the Salt law started by the Britishers. He is also known as the "FATHER OF NATION" in India. After India got it's freedom from Britishers, he was shot dead by Nathuram Godse on 30 january'1948.

---

## List of Class Heroes

---

***His Holiness the 14th Dalai Lama***

He is peace lover, kind hearted and ocean of wisdom.

---

***Mahatma Gandhi***

He is the father of India and He follows non-violence.

---

***Mr. Bill Kite***

He is strong, kind and helpful to our school.

---

***Late Dr. Sonam Norbu***

He was first Engineer of Ladakh, he established hospital, and opened road Leh to Kargil.

---

***His Holiness 19th Bakula Rinpochey***

His main aim was to educate all the people of Ladakh for overall development.

---

***King Singey Namgyal***

He was very religious person and he built magnificent Leh Palace.

---

***Mother Teresa***

She won the Noble peace prize in 1979, she helped poor and needy people.

---

***Barak Obama***

He is so kind and helpful to others, He had got Noble Peace prize. He is very intelligent, he killed the most wanted terrorist Osama Bin Laden.

---

***Pratibha Devi Singh Patel***

She is the first woman President of India, She is so courageous and a good socialist.

---

***King Martin Luther Junior***

He was very kind and known for helping others. He is the person who I admire the most.

---

## List of Class Heroes

---

### ***Gutama Buddha***

Gutama Buddha (Sidhartha) is my really super hero. Who shows us right path and he found the path of truth. He meditated for six years. He discovered the truth, he wanted to relive the world from suffering.

---

### ***My Favourite Teacher***

My favourite teacher is my hero, Madam Sarita teaches us English. She has very sweet temper, She never scold the student. She writes short stories and beautiful poems, She is very good story writer. She teaches us how to recite poems. She helps us to improve our compositions she teaches us to be punctual by her own action. She is polite, soft spoken and strict disciplinarian, she is an ideal teacher I love my teacher very much

---

### ***My Mother***

Mother is my real hero. She always ready to protect me from the biting cold. She carries me everywhere you are the dearest on this planets.

---

### ***Leader***

My Hero is leader. They help us to safe our country and country people. They struggle for country and some of them are died for country.

---

### ***Class Teacher***

Class teacher is my hero. I choose her. She is super hero. She teaches us very well. She is very helpful us whenever we want she is ready to help us all the time.

---

### ***Sichen Tendulkar***

He is the real hero for us, because he is one of the great cricketer of the world, I really like Sichen and I want to become a Sports man like Sichen.

---

### ***Shahruk Khan***

He is one of the greatest film actors of Indian cinema, and he is one of the great actors in Bollywood and he is also famous in other countries

---

### ***Hero is my Parents***

My Hero are my parents, they help me in every things

---

## List of Class Heroes

---

***Winton***

He rescued 780 children in the Second World War before to go to the concentration camp.

---

***Jan Palach***

He fought against the communist system.

---

***Michael Schumacher***

He is the best world Formule 1 champion

---

***Lady Gaga***

She is great singer.

---

***Hercules***

He is a mythical hero, he protected people against bad gods.

---

***Audrey Kitching***

She is beautiful and she achieved a lot in the fashion world.

---

***Spiderman***

He protected people against accidents and bad people.

---

***Hellboy***

He is strong and fights against ugly monsters.

---

***Wolverin***

He is one of X-men, they protect people against evil.

---

## 7. A (ZÁKLADNÍ ŠKOLA VSETÍN, ROKYTNICE, 2011/2012) – CLASS HEROES

### List of Class Heroes

---

#### ***Spiderman***

Superhuman strength, sixth sense, climbing walls

---

#### ***Fireman***

They work in their station. They must be strong physically and mentally. They have special gear. They must be fast. When saving they can lose their lives. He's quick, clever, fearless and most importantly must be able to do something that only think. It is a very important profession!

---

#### ***Capitan America***

He is very strong. He has a shield. He is strong.

---

#### ***Roman Kreuziger***

He is very strong. He is a racer.

---

#### ***Doctor***

He is famous, because he saves human lives. He can be in any places in the world

---

#### ***Václav Havel***

Vaclav Havel was born on the 5<sup>th</sup> October 1936 and died on 18<sup>th</sup> December 2011. He was our president and a dramatist. Vaclav Havel became a member of the Central Committee of the Union of Czechoslovak Writers. Vaclav Havel spent five months in custody in January–May 1977, in October was convicted of damaging the interests of the Republic abroad for 14 months. He became the first President of Czechoslovakia.

---

### III. (ZŠ Nový Rychnov, 2012/2013) – CLASS HEROES

#### List of Class Heroes

---

***Tomáš Klus***

Czech singer

---

***Josef Váňa***

The best Czech horse rider ever.

---

***Ondřej Brzobohatý***

Czech actor and singer

---

***Sherlock Holmes***

film character and book hero

---

***Rocky Balboa***

film character

---

***Harmon Rabb Junior***

film character

---

***My daddy***

---

***My teacher***

---

## PEČÁCI (ZŠ PEČKY, 2012/2013) – CLASS HEROES

### List of Class Heroes

---

***Maria Sharapova***

She is a tennis player and a model from Russia. She is one of the best tennis player.

---

***Lassie***

It is an intelligent dog from a film.

---

***Martin Luther King***

His famous speech is "I have a dream". He wanted equality for all men. He was from the USA.

---

***Andrew Biersack***

He has a metal band. He is from America.

---

***Kobe Bryant***

He is the best American basketball player. He is black man from the USA.

---

***Lionel Messi***

He is the best football player in the world. He is from Argetina.

---

## | Lesson 2 **HERO STORY**

Students analyze a hero story and deduce its morale. They discuss the topic of heroism and consider what affects their understanding of heroism.





## PHOTOS OF SKETCHES

You have projected the important moments of the Oak hero story into photo-like sketches. Upload the photos of them here.



▲ In this scene, Kim is selected to save the village from the dragon. Kim is really scared, because no one returned back from this expedition.  
*ZŠ Pečky,*  
Czech republic, 2012/2013

◀ Kim slaying the dragon  
*ZŠ Krhanice, Czech Republic, 2011/2012*



▲ The comitee decided to send Kim against the dragoon.  
*ZŠ Jablonné nad Orlicí,*  
Czech Republic, 2012/2013



▲  
*Tyršova ZŠ,*  
Czech Republic, Brno, 2012/2013



▲  
We are a village  
*1st International School of Ostrava,*  
Czech Republic, 2012/2013

▲  
*ZŠ Vsetín,*  
Rokytnice, Czech Republic, 2011/2012



▲  
Kim slaying the dragon  
*PORG Ostrava,*  
Czech Republic, 2012/2013



▲  
*ZŠ Vsetín,*  
Rokytnice, Czech Republic,  
2011/2012



▲  
*Tyršova ZŠ,*  
Brno, Czech Republic,  
2012/2013



◀ Dragon got killed  
*Secmol*,  
Ladakh, 2012/2013



▲ Kim got selected as a hero.  
*Secmol*,  
Ladakh, 2012/2013



◀ I like Kim that is why I did his role.  
*Secmol*,  
Ladakh, 2010/2011



◀ Kim was nominated as King by the villagers to protect the village from dragons  
*Lamdon Secondary School  
Ladakh 2012/2013*



▲ Kim being presented the birch wreath.  
*Chelsea International Academy,  
Kathmandu, Nepal, 2012/2013*

◀ Carpenter family  
We are near the Indus River.  
*Secmol,  
Ladakh, 2010/2011*

## QUESTIONS ABOUT THE STORY

At the end of this lesson you wrote questions about what else you would like to know about the story. Rewrite the questions here.

## 7.B (ZŠ VRCHLABÍ, 2011/2012)

### Oak Hero Questions

---

***What Kim did for three days?***

Kim was dearly missing his parents and love for nature.

---

***Where Kim disappeared?***

Kim disappeared in the forest, nobody knows where he went...

---

***How to kill a dragon?***

Dragon can be killed with an axe.

---

***Why do people not go look at the slain dragon?***

Because they were scared of the horrible dragon.

---

***He narrated the story of the past in myths?***

No idea (question bit confusing)

---

***As the faces carved into the trees?***

Kim returned in gorgeous way, he looked like a real hero.

---

***Why women do not offer?***

Because the ancient people believed that women were not so strong enough to protect the village.

(ANSWERED BY STUDENTS FROM LAMDON MODEL SENIOR  
SECONDARY SCHOOL, LADAKH, INDIA)

---

**Oak Hero Questions**

---

***Was the dragon really killed?***

Yes, I guess so.

---

***Where did Kim and the dragon disappear to?***

Maybe Kim disappeared in the woods.

---

***Why didn't they accept Kim?***

They didn't accept Kim because he broke the ancient tradition of the festival by killing the dragon.

---

***After Kim was sent out of the village, what happened to his house?***

Maybe it was forgotten like the oak trees.

---

***After the death of the dragon, why were the villagers still afraid?***

Even after the dragon's death the villagers were afraid maybe because they thought that other dragons would come to avenge it's friend's death.

---

***Why didn't they believe Kim?***

They didn't believe Kim because they thought Kim was not strong enough to face the dragon.

---

***What did the dragon want?***

Maybe the dragon wanted human blood.

---

**CLASS 8+9 (SPRING DALES PUBLIC SCHOOL, LADAKH, INDIA, 2012/2013)**

**Oak Hero Questions**

---

- 1. Who lived in the wooden house?*
  - 2. How far was the wooden house from the village?*
  - 3. There was some fear in the village? What was that?*
  - 4. What does the Wreath of birch twigs mean?*
  - 5. To accept Kim as a Hero would be dangerous. Why?*
  - 6. Why the villagers chose Kim to save them from Dragon and why not other?*
- 

**PRIMA (PORG OSTRAVA, 2012/2013)**

**Oak Hero Questions**

---

- How old was Kim?*
- Is the village called La Ngonpo?*
- Is this story in India?*
- How many heads has got the DRAGON?*
- Why they did not find the DRAGON before?*
- Was this axe made of wood?*
- Are there dragons in India? And how many?*
-



## PEČÁCI (ZŠ PEČKY, 2012/2013)

### Oak Hero Questions

---

*Why did the Council of Elders choose Kim?*

*Why did his parents let him go?*

*Was Kim afraid of death?*

*How did Kim kill the dragon?*

*Where did Kim go?*

*Why didn't the Council of Elders want him in village?*

*Why were wood faces more important than alive Kim?*

---

## GRADE 7 - SEKUNDA (1ST INTERNATIONAL SCHOOL OF OSTRAVA, 2012/2013)

### Oak Hero Questions

---

*Where the story exactly happened?*

*How Kim came back?*

*How Kim killed the dragon?*

*Why people didn't want to have another hero?(Kim)*

*How the people in village lived after the event with Kim and dragon?*

*Which feelings did Kim has after he killed the dragon?*


*Which another characteristics did Kim have?*

---

## | Lesson 3 **GOOD OR BAD**

Students deduce that viewpoint and context affects how we look at the people around us. They consider what labeling people “good” or “bad” may lead to. They think critically about a few “heroes.”

There are no outputs on the La Ngonpo website.



# | Lesson 4 **MY PRINCIPLES**

Students compare what different principles people follow in their lives and actions. They create their own list of principles.



## CZECH REPUBLIC

- Where there's a will there's a way.
- A friend in need is a friend indeed.
- Better late than never.

**Daniela H., PORG Ostrava, 2012/2013**

- what doesn't kill you makes you stronger
- family and friends in the first place
- always try hard

**Mirek K., ZŠ Vsetín, Rokytnice, 2012/2013**

- Either you have excuses or results. You can't have it both ways.
- life's a battle but worth it.
- Life is to seek.

**Vendula D., ZŠ Vsetín, Rokytnice, 2012/2013**

- Don't let fear keep you out of game.
- There is always the reason to live.
- Believe in everything, because everything is possible.

**Jana F., ZŠ Vsetín, Rokytnice, 2011/2012**

- Never back down
- Never leave your friends
- Hard work is good work for your muscles

**Ondřej Č., ZŠ Pečky, 2012/2013**

- Always help your family and never forget them.
- Be honest.
- Don't lose your friends.

**Miša B., ZŠ Pečky, 2012/2013**

- Life is not about how many times you fall on your face, but how many times you can pick up and move on.
- Enjoy every day because you never know what will happen.
- Life is like a hill. When you go up, and once you go down.

**Kristýna B., ZŠ Horníkova, 2010/2011**

- Live so that you could die every day
- Be yourself
- Life is Beautiful Enjoy it

**Anita B., ZŠ Řehořova, 2011/2012**

- I'm never going to smoke
- right to learn
- love family

**Norbert G., ZŠ Krhanice, 2011/2012**

- Make something from your life.
- Be friendly to others.
- Respect other Cultures.

**Tanno H., 1st International School of Ostrava, 2012/2013**

- Be polite
- Don't ruin the environment
- Try to be as friendly as I can be

**Vít K., 1st International School of Ostrava, 2012/2013**

- I do my homework
- I don't eat before dinner
- I don't carry money to school

**Vojtěch S., Tyršova ZŠ, Brno, 2012/2013**

- always play fair play
- tasks first and then the fun
- smile even if not why

**Vojtěch V., Tyršova ZŠ, Brno, 2012/2013**

- Life is black and white, and it's up to you how decorate it.
- You know my name, not my story.
- Live life to the fullest.

**Patricie R., Gymnázium Šternberk, 2012/2013**

- Dream as if you'll live forever. Live as if you'll die today.
- Don't let yesterday use up too much of today.
- For every minute you are angry, you lose sixty seconds of happiness.

***Kateřina S., Gymnázium Šternberk, 2012/2013***

---

- Being deeply loved gives you strength. Loving deeply gives you courage.
- Never let the fear of losing keep you out from playing the game.
- What you think of yourself is much more important than what people think of you.

***Magdaléna B., Gymnázium Šternberk, 2012/2013***

---

## NEPAL

---

- Honesty is the best policy
- Rome was not built in one day
- The pen is mightier than the sword

***Priyesh L., Chelsea International Academy, Nepal, 2012/2013***

---

- Wisdom begins in wonder
- Some of life's best lessons are learned at the worst times.
- You only live once, but if you work it right, once is enough

***Isha M., Chelsea International Academy, Nepal, 2012/2013***

---

- A lot of good things have to be let go in order to find the best
- Be who you were meant to be
- Honesty is the greatest policy

***Shambhavi N., Chelsea International Academy, Nepal, 2012/2013***

---

## LADAKH, INDIA

---

- Do good have good
- Buddhism is way of life
- Education is most important

**Tsewang A., SECMOL, Ladakh, 2012/2013**

---

- Smoking is bad for our lungs
- Education is very important in our life
- And also the Health is wealth

**Stanzin N., SECMOL, Ladakh, 2012/2013**

---

- start with hope end with success
- all is well
- more doing little talking

**Phuntsog N., SECMOL, Ladakh, 2012/2013**

---

- always to throw wrappers in the bin
- always to help old people
- will never tell lie and to be kind to everyone

**Rigzin T., Ladakh Public School, Ladakh, 2011/2012**

---

- never to tell lie
- respect elders
- not to cut trees

**Stanzin T., Ladakh Public School, Ladakh, 2011/2012**

---

- to respect my country
- to study hard to make an image
- to give each and everyone equal respect

**Janspal D., Ladakh Public School, Ladakh, 2011/2012**

---

- always follow the teachings of H.H. The Dalai Lama
- never to fail in exams
- always respect the elders

**Stanzin T., Ladakh Public School, Ladakh, 2011/2012**

---

- I will never argue with my parents
- I will study hard
- I will always preserve water

**Jigmet L., Ladakh Public School, Ladakh, 2011/2012**

---

- Do good have good
- Happiness never decreases by sharing
- Thousands of candles can be lit by one candle

**Abrar, Moravian Mission School, Ladakh, 2010/2011**

---

- Fear is the beginning of defeat
- Something is better than nothing

**Tsering S., Moravian Mission School, Ladakh, 2010/2011**

---

- be kind to others
- don't kill animals, love them
- save our environment

**Tsering N., Lamdon Model Senior Secondary School, Ladakh, 2011/2012**

---

- don't do different things, do things differently
- if you help others, they will give you respect
- education is more important than money

**Stanzin N., Lamdon Model Senior Secondary School, Ladakh, 2011/2012**

---

- no one is perfect.
- everything that shines is not gold.
- education is a gift that cannot be taken away by someone

**Stanzin K., Lamdon Model Senior Secondary School, Ladakh, 2011/2012**

---


## MY PRINCIPLES PHOTOS

If you created together a poster or an object with your principles, upload it here.




▲ JIGMET L.,  
Ladakh Public School,  
Leh, Ladakh, 2011/2012

▲ RIGZIN T.,  
Ladakh Public School,  
Leh, Ladakh, 2011/2012



▲ STANZIN K.,  
Ladakh Public School,  
Leh, Ladakh, 2011/2012



▲  
**PADMA W.,**  
*Ladakh Public School,*  
 Leh, Ladakh, 2011/2012



▲  
**RINCHEN A.,**  
*Ladakh Public School,*  
 Leh, Ladakh, 2011/2012




▲  
**TSEWANG N.,**  
*Ladakh Public School,*  
 Leh, Ladakh, 2011/2012




▲  
**SONAM Y.,**  
*Ladakh Public School,*  
 Leh, Ladakh, 2011/2012





STANZIN S.,  
Lamdon Model Senior Secondary  
School, Leh, Ladakh, 2011/2012



◀ TSERING N.,  
Lamdon Model Senior Secondary  
School, Leh, Ladakh, 2011/2012



◀ STANZIN N.,  
Ladak Public School,  
Leh, Ladakh, 2011/2012



▲ I like break dance  
**SHEFAIL A.,**  
*Moravian Mission School*  
Leh, Ladak, 2011/2012



▲ **ZEYAN S.,**  
*Lamdon Model Senior Secondary*  
School, Leh, Ladak, 2011/2012



▲ My friends respect all  
*Secmol*,  
Ladakh, 2012/2013



▲ In my school students are interested in  
construction  
*Secmol*,  
Ladakh, 2012/2013



▲ I like to do team work with my friends  
*Secmol*, Ladakh, 2012/2013

▲ My friends are doing really nice practice before going for it.  
*Secmol*, Ladakh, 2012/2013



◀  
My friends always follow the right path  
*Secmol*,  
Ladakh, 2012/2013



◀  
He is a great Ladakhi language teacher  
*Secmol*,  
Ladakh, 2012/2013



◀  
*Secmol*,  
Ladakh, 2012/2013

## 9. C (ZŠ ÚVALY, 2012/2013) – PARTNER QUESTIONS 2

---

- Have you ever been abroad?*
  - Do you like handball?*
  - What's your favourite film/serial?*
  - Have you ever seen sea?*
  - Do you know what Halloween is?*
  - Do you like project La Ngonpo?*
  - Do you like school?*
  - Do you have good marks at school?*
- 

## 9. A (ZÁKLADNÍ ŠKOLA VSETÍN, ROKYTNICE, 2012/2013) – PARTNER QUESTIONS 2

---

- Who is your hero?*
  - What do you think about this project, task?*
  - Is your hero, fictional or real?*
  - What is your film hero?*
  - Who is your book hero?*
  - Which attribute describes your hero?*
  - How many animals do you have at home?*
  - What are your hobbies?*
- 

## PEČÁCI (ZŠ PEČKY, 2012/2013) – PARTNER QUESTIONS 2

---

- 1. Who are your class heroes?*
  - 2. Do you choose your heroes due to their behaviour or appearance?*
  - 3. Are you influenced by your family, the place where you live or your religion?*
-


**Module 3**

# **Migration**

---

# | Lesson 1 **MY REGION**

Students name the most important places for them in their region and mark them on a map. They describe their relationship to the place they live.



## VIRTUAL MAP OF REGION

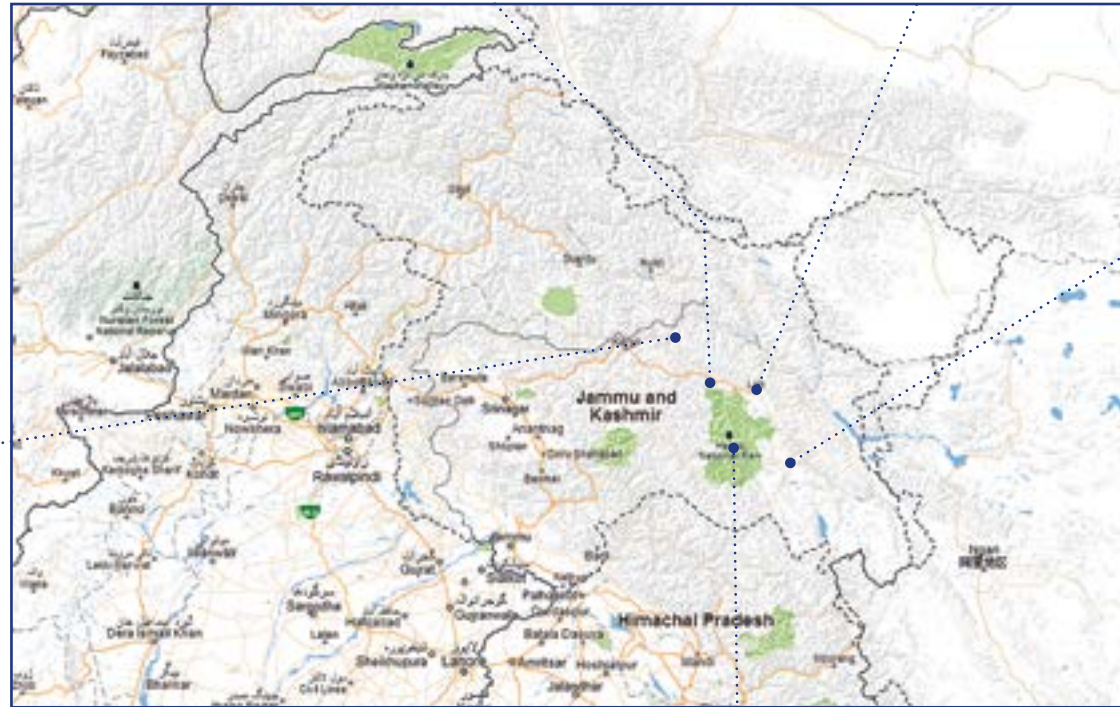
In the lesson MY REGION you prepared a special map of the place where you live. Create here a similar “virtual” map. It will help students in the partner school learn more about where

*Lehdo*  
it is a beautiful place

*SECMOL*  
my school

*Leh*  
main town

*Thiksay*  
most beautiful monestary in Ladakh



*HNP*  
famous national park

## Ladakh



# Czech Republic

**Praha**  
is the capital of the Czech Rep. and a very exceptional

**free legal graffiti place**  
Here is free legal graffiti place. Here you can write graffiti. Graffiti is a type of writing but is illegal but town do this legal place for writing.

**Karls bridge**  
The most famous bridge in Prague. The most beautiful saint. Its very old saint. There is a lot of tourist. There is Prague river. Vltava. Charles IV is the founder of the Charles University in Prague.

**Sněžka**  
Sněžka is the highest mountain in Czech Republic.

**Zampaský bridge**  
It is 2<sup>nd</sup> highest by hand build bridge in Europe.

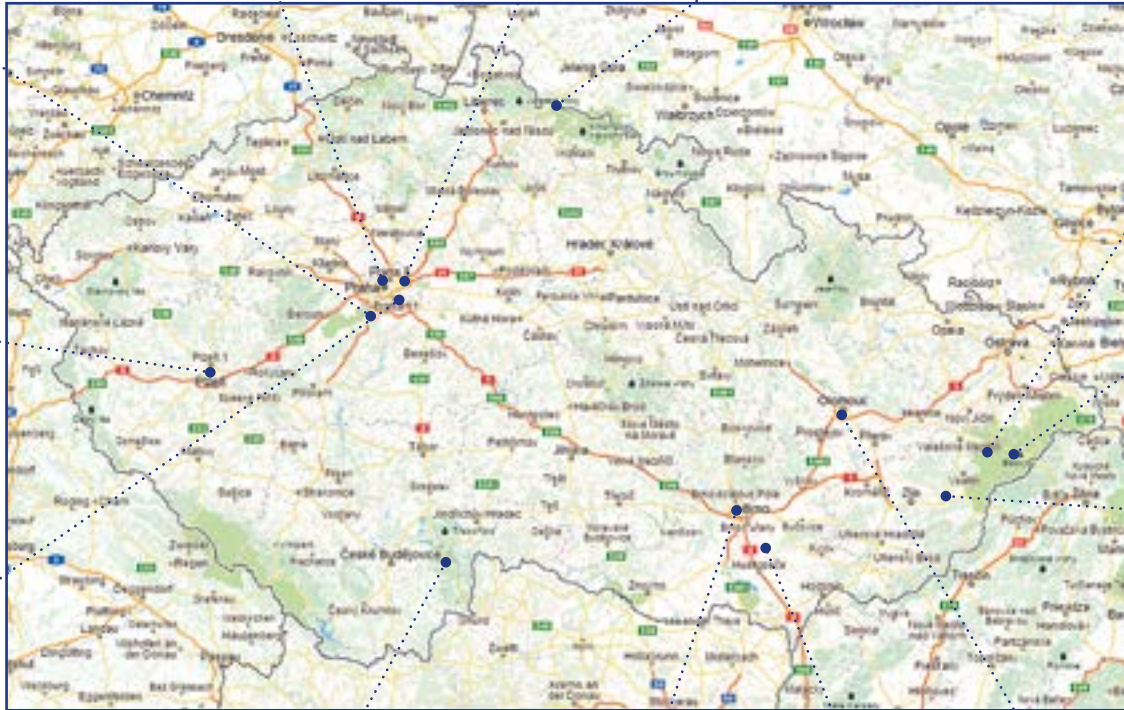
**Radhošť, Rožnov pod Radhoštěm**  
Radhošť is a mountain in the protected area Beskydy. It measures 1129 meters and offers beautiful views.

**Pustevny**  
Pustevny is part of village Prostřední Bečva. It is a tourist place. In winter there are ice statues. We want take them here because is interesting place.

**Bory**  
Bory is the famous prison in city Plzeň.

**wells Luhačovice**  
Spa Luhačovice are very pleasant and nice environment. There are many parks and medicinal springs. Mineral springs in Luhačovice are divided into two groups. The first group is used for drinking and publicly accessible, free of charge, the second group is intended for balneological purposes.

**National museum**  
Is very old build. It's stayed in year when we birthing.



**Třeboň**  
Třeboň is very nice and historical city!

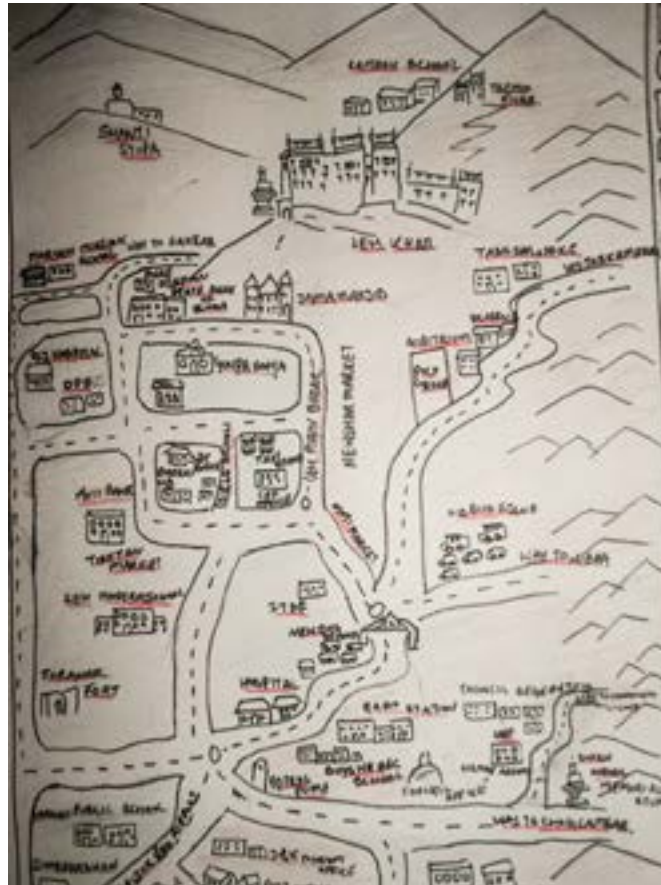
**Brno**  
Masaryk University

**Zoo Olomouc**  
Come to see how it looks like our ZOO.

**Winery**  
There's a lot of good wine.

## PHOTOGRAPHS OF VIRTUAL MAPS

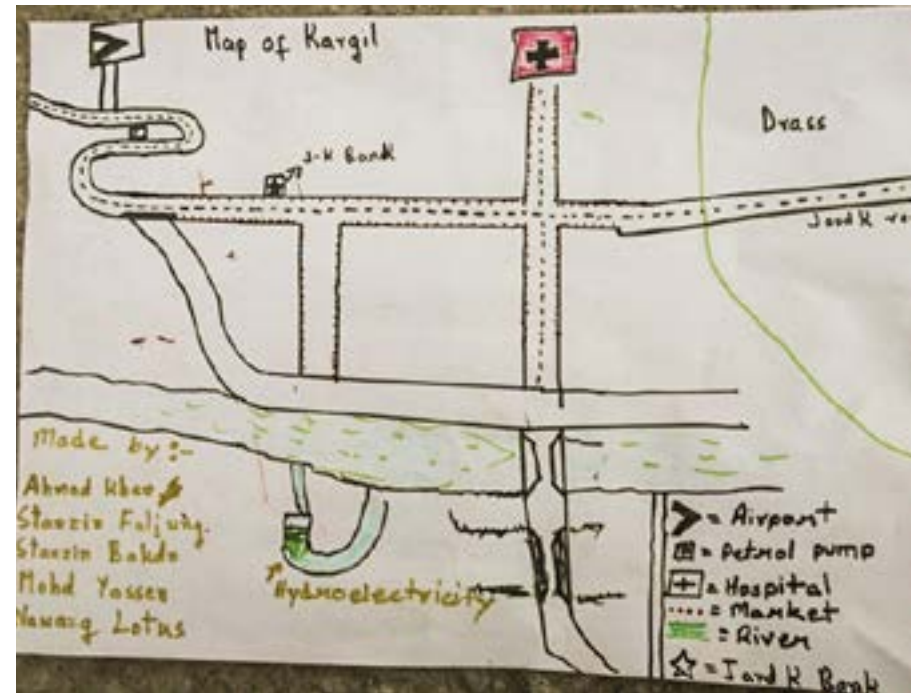
Pokud během přípravy virtuálních map vznikly pěkné papírové mapy, můžete jejich obrázky nahrát sem.

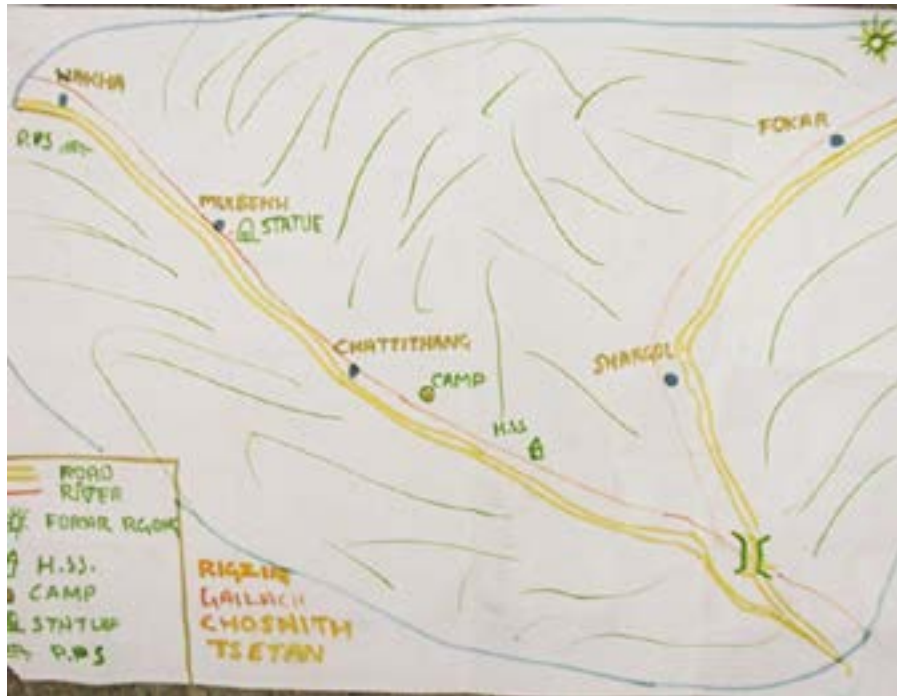


▲ School, Village, Town of Leh,  
*Lamdon Model Senior Secondary School,*  
Ladakh, India, 2011/2012

▲  
▲ *Spring Dales Public School, Ladakh, India,*  
2011/2012

▲ Ladakh region, high mountain and many more,  
*Lamdon Model Senior Secondary School,*  
Ladakh, India, 2011/2012





▲ This is Ladakh region map prepared by Choeter group, *Lamdon Model Senior Secondary School, Ladakh, India, 2011/2012*


▲ *Spring Dales Public School, Ladakh, India, 2011/2012*

▲ *Spring Dales Public School, Ladakh, India, 2011/2012*

## | Lesson 2 **ABDIN**

Students experience the situation of Abdin, an Iranian refugee in the Czech Republic. Students express their assumptions about what it can feel like when being an asylum applicant.

There are no outputs on the La Ngonpo website.



# | Lesson 3 **MY NEIGHBOURS**

There are no outputs on the La Ngonpo website.



---

### **Migrant Story – Rigzen**

There was a girl known as Rigzen. She is from Zanskar. She came to Leh to study. At her village there was no school AND her parents want her to become a doctor. All the villagers want her to study hard. At last she became a doctor.

---

### **Migrant Story – Anwar**

Anwar is a boy from Doda district. His family was suffering from poorness and he came to Ladakh to earn some money. Here, in Ladakh he works as a coolie. He is very happy here in Ladakh. He has earned enough money to go to his home and he has subbit all the loan of his family.

---

### **Migrant Story – Dolma**

Anwar is a boy from Doda district. His family was suffering from poorness and he came to Ladakh to earn some money. Here, in Ladakh he works as a coolie. He is very happy here in Ladakh. He has earned enough money to go to his home and he has subbit all the loan of his family.

---

### **Migrant Story – Zahir**

Zahir was a boy. He came from Bangladesh in search of a job. In his country there was shortage of job. He wanted to earn more money because his family was very large. In his family there was shortage of food that's why he wanted to come in India.

---

### **Migrant Story – Khalli**

Khalli was a boy who migrated from Afghanistan to Iran because of the ongoing conflict. He was kept in a refugee camp. There he was kept with 2 other boys who were from Iraq. Later he settled down in Iran and he got a job.

---

### **Migrant Story – Abdin**


Abdin was a boy, he lived with his parents but was parted from them when they left for Czech Republic, he was kept away from his parents in another camp. He was kept isolated in a camp with two other Afghani boys who only spoke in their mother tongue. Later he was free and he settled in Czech Republic.

(STORIES BY STUDENTS FROM MORAVIAN MISSION SCHOOL, LADAKH, INDIA, 2010/2011)

---

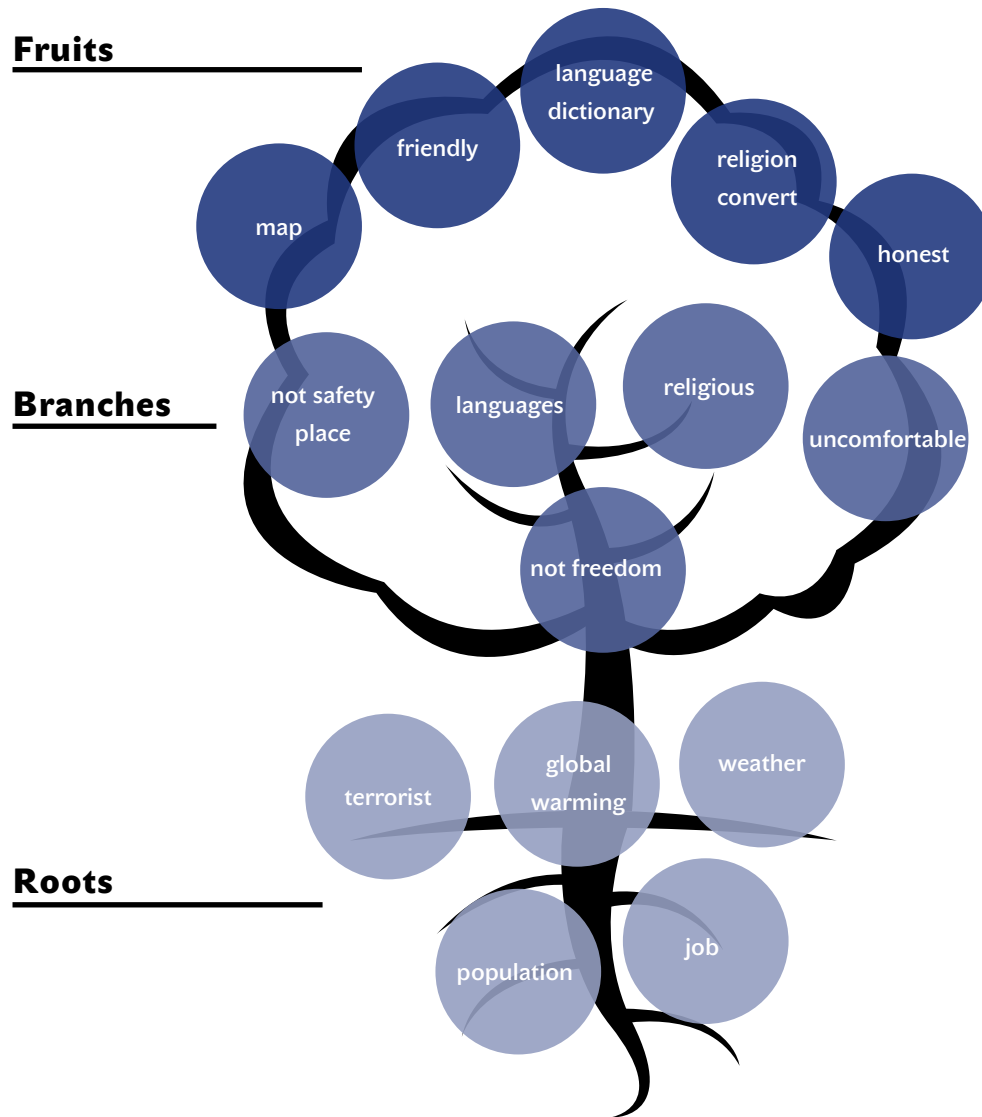
## Lesson 4 **MIGRATION TREE**

Students name basic information about migration and specify major migration streams in the world. They identify reasons and effects of migration and suggest possible solutions to non-voluntary migration.



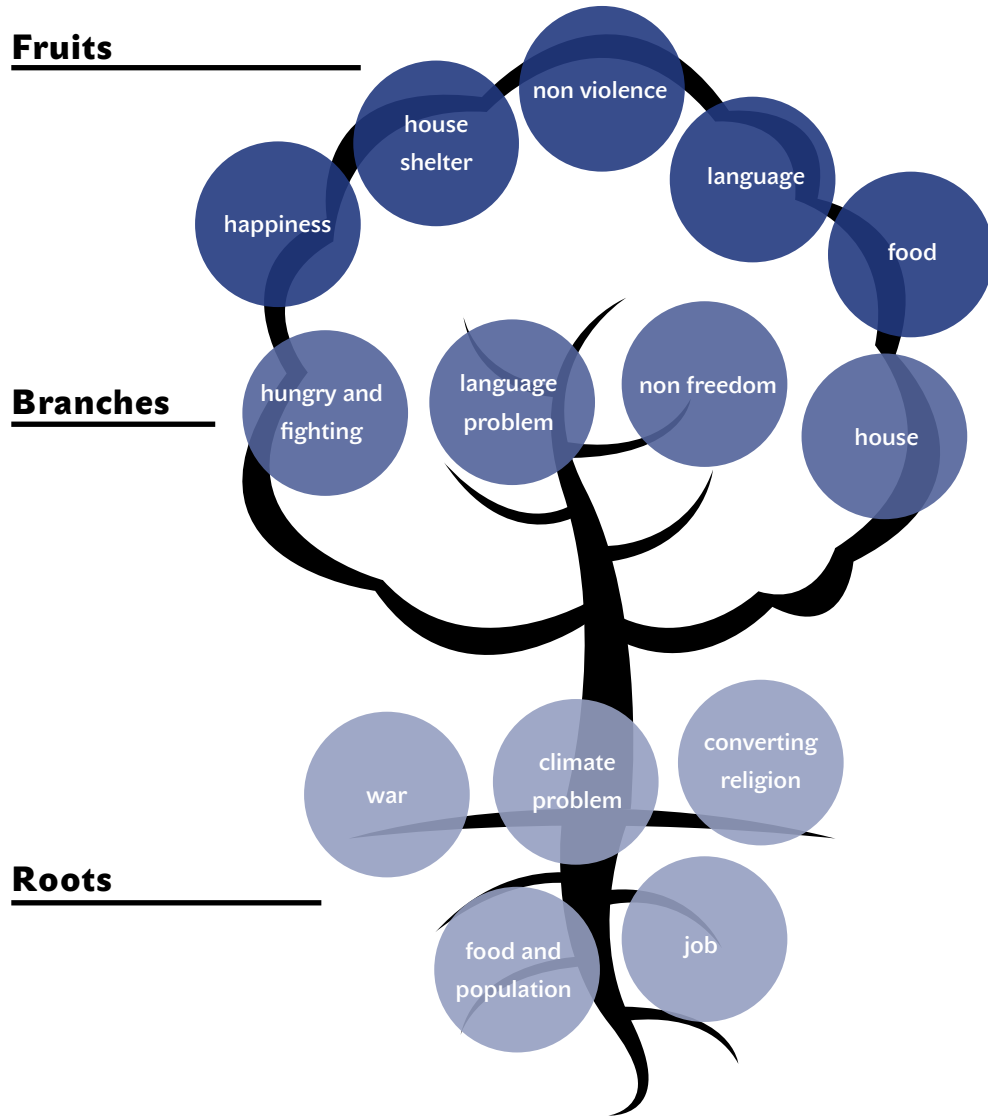
## MIGRATION TREE

In the lesson you created "migration trees" which show some causes and consequences of migration, and present some solutions to non-voluntary migration. Complete a similar tree here.

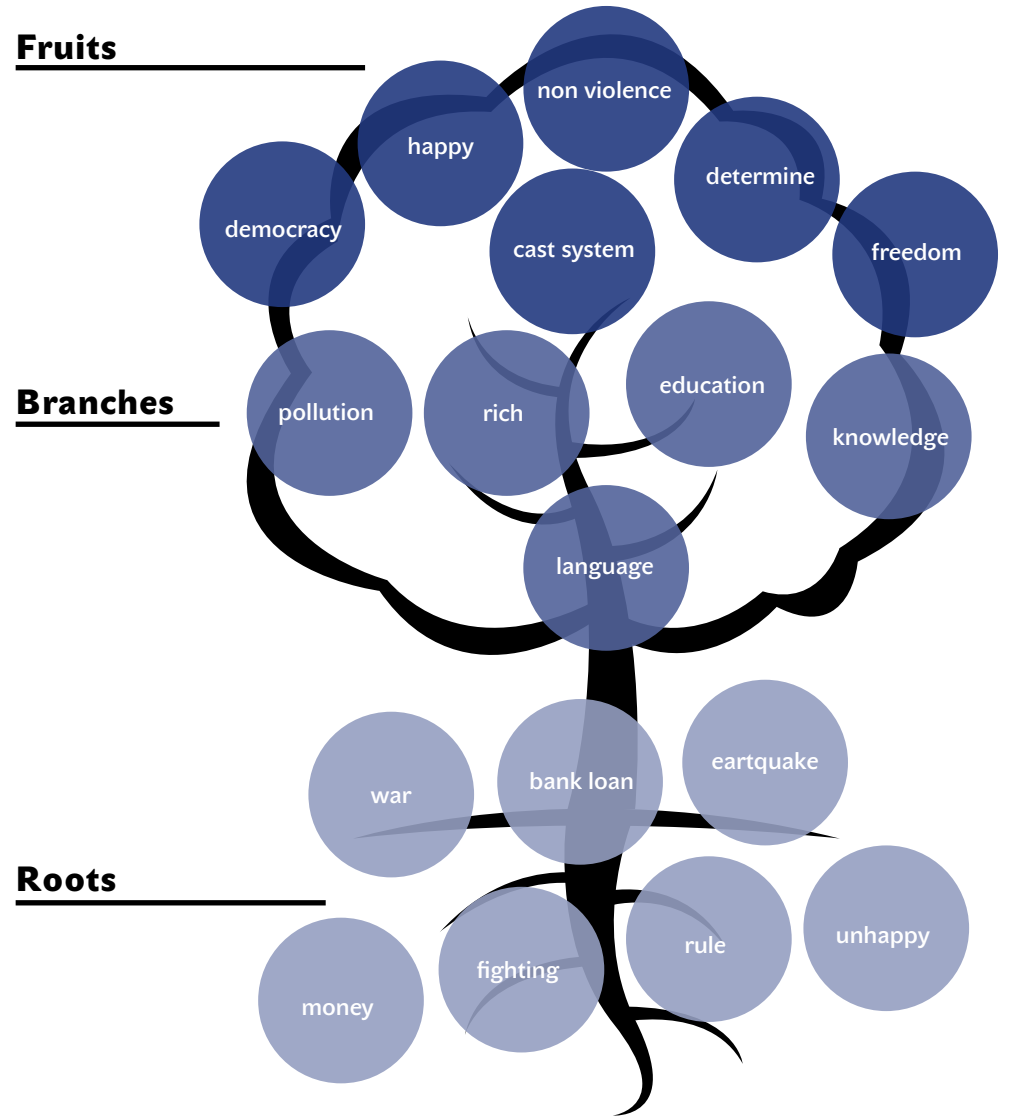


*SECMOL, Ladakh, 2011/2012*



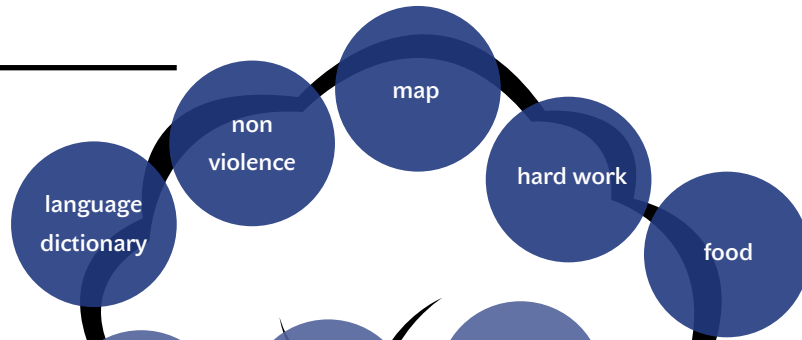


SECMOL, Ladakh, 2011/2012

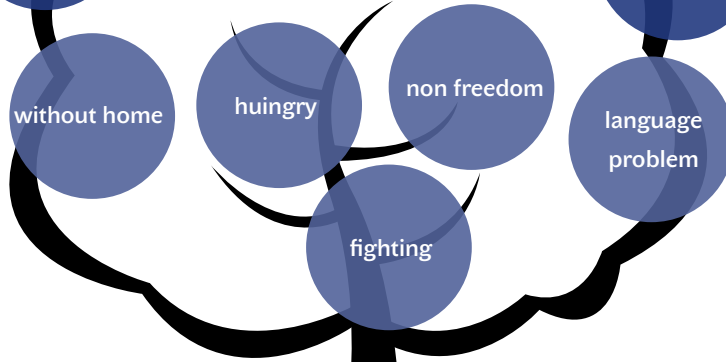


SECMOL, Ladakh, 2011/2012

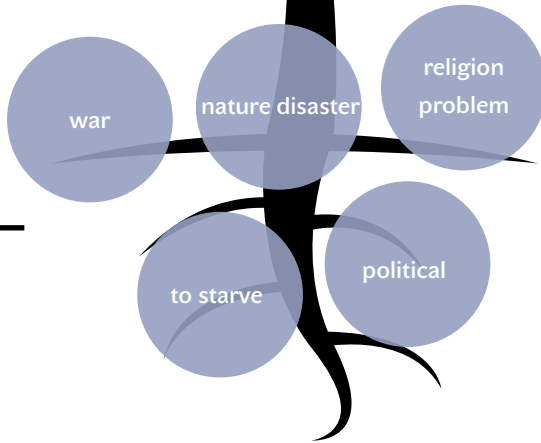
**Fruits**



**Branches**

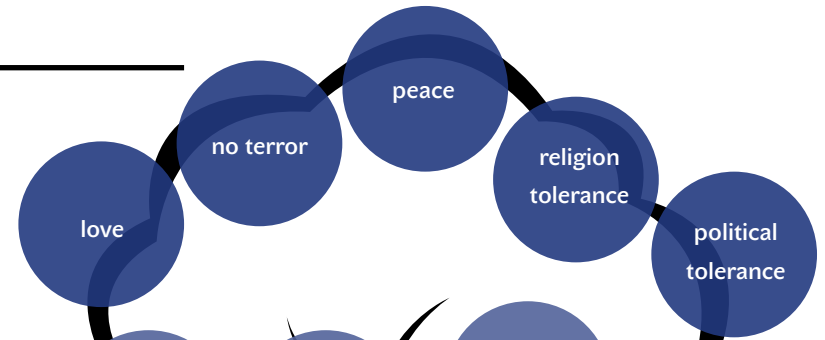


**Roots**

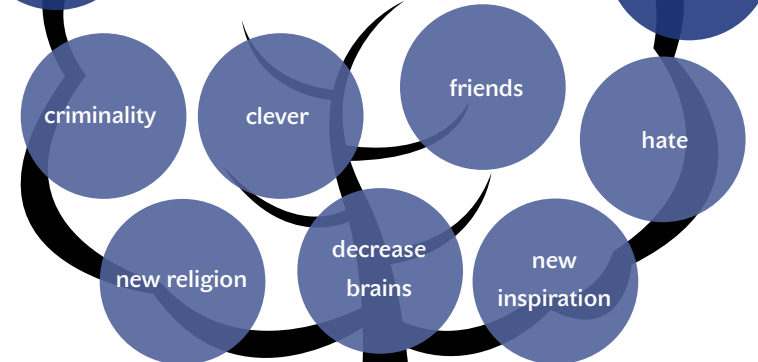


*SECMOL, Ladakh, 2011/2012*

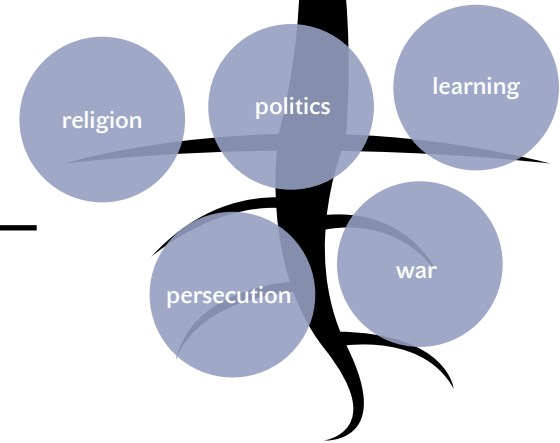
**Fruits**



**Branches**

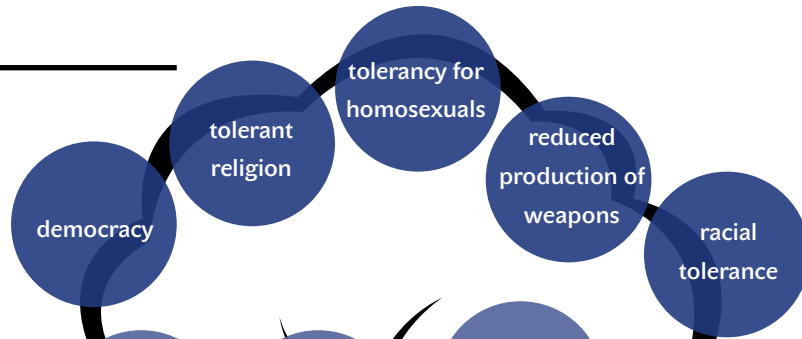


**Roots**



*Úvaly Elementary School, Czech Republic, 2011/2012*

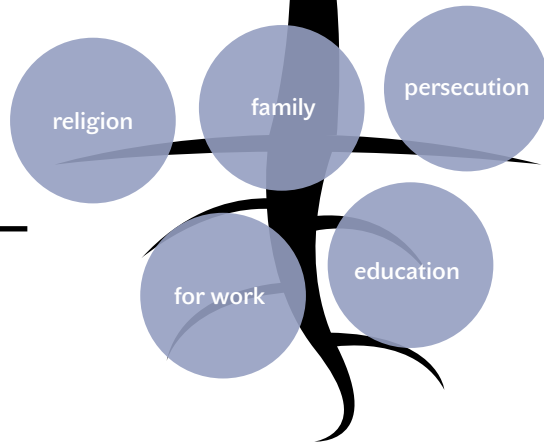
**Fruits**



**Branches**



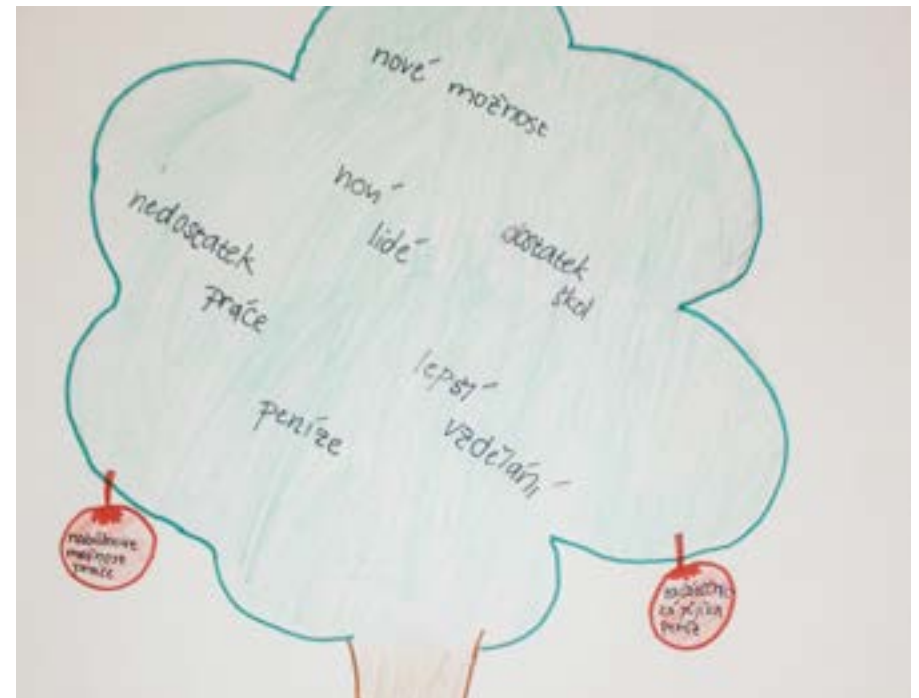
**Roots**



*Úvaly Elementary School, Czech Republic,  
2011/2012*

## MIGRATION TREES PHOTOS

Upload here the photo of "migration tree" which you created in the lesson.



▲ *Vsetín Elementary School, CZ, 2011/2012*

▲ *Tyršova Elementary School, Brno, Czech Republic, 2011/2012*

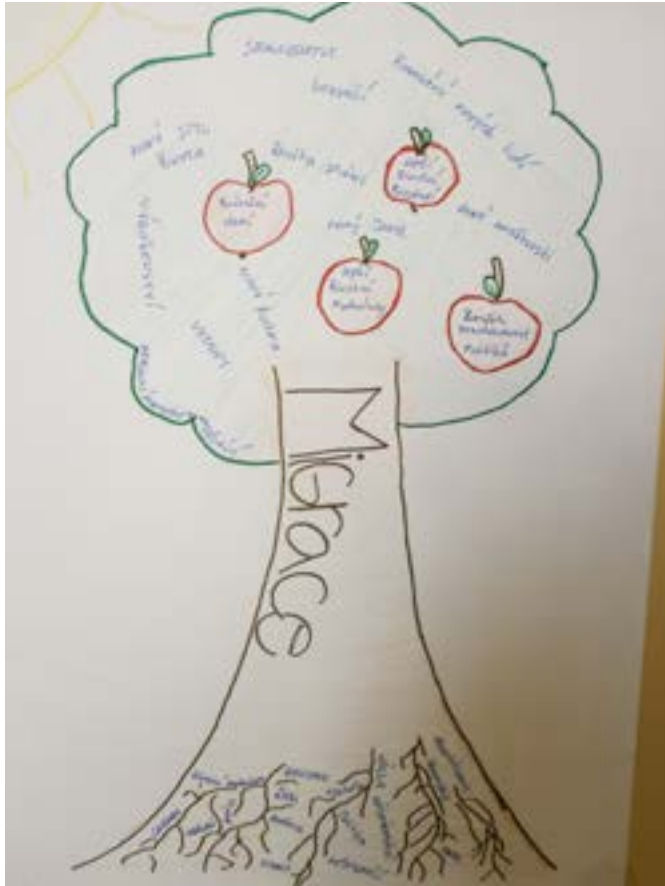
Fruits: job possibilities, start-up loan.

Branches: money, lack of jobs, better education, new people, enough schools, new opportunities.

▲ *Velké Němčice Elementary School, Czech Republic, 2011/2012*

People move for job or for religion. In new country they can find new friends, new job and they can be happy.

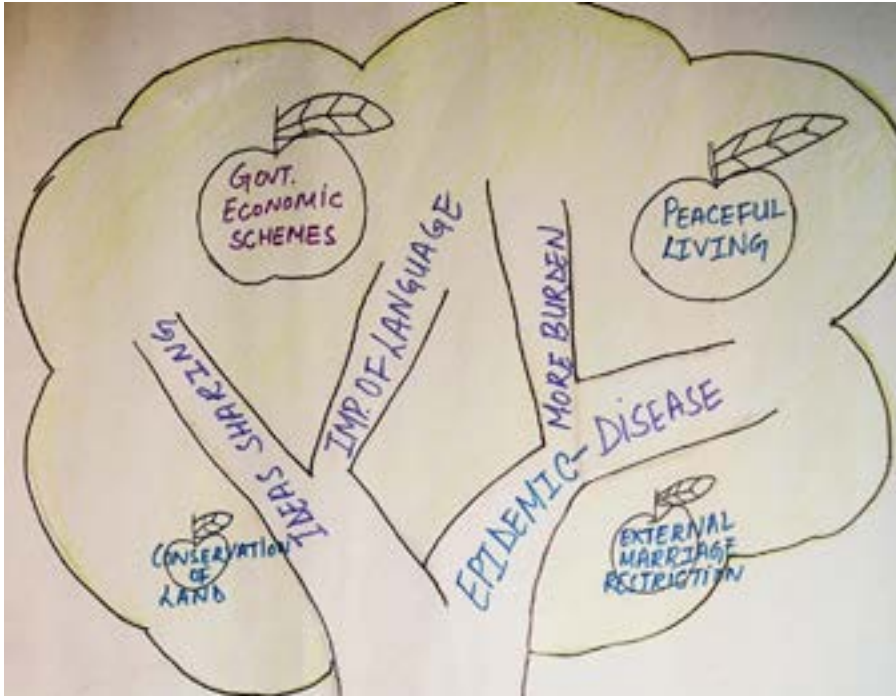




▲  
*Všetín Elementary School,*  
 Czech Republic, 2011/2012

▲  
*Tyršova Elementary School,*  
 Brno, Czech Republic, 2011/2012  
**Fruits:** lower taxes, better living conditions, stop inconsiderate politicians, better environment  
**Branches:** working and living conditions, relationships, new culture, religion, new life style, safety, losing friends, new language, new opportunities, getting to know new people, satisfaction.

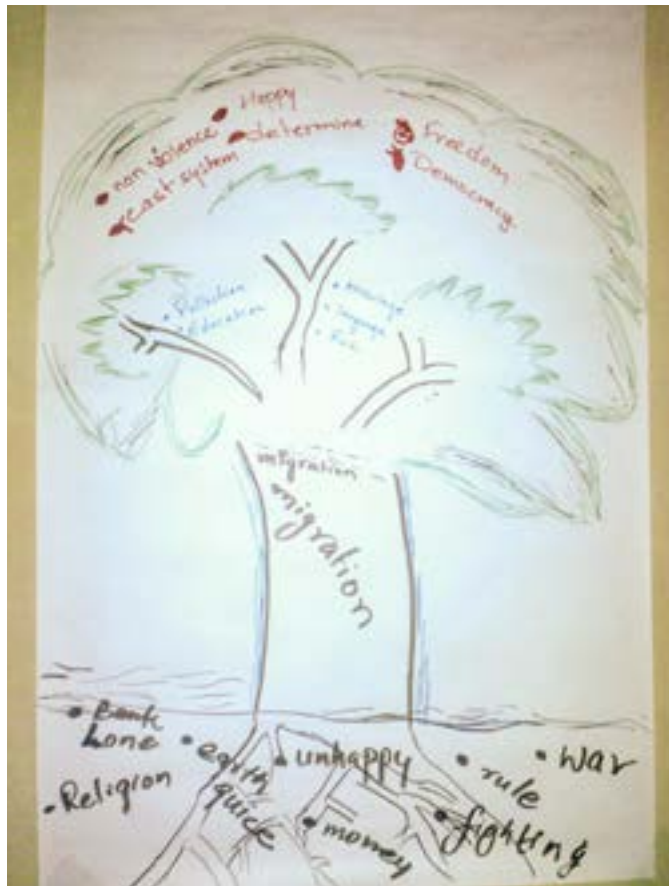
▲  
*Úvaly Elementary School,*  
 Czech Republic, 2011/2012  
**Fruits:** no terror, political tolerance, religious tolerance, love, peace  
**Branches:** hate, crime, intelligence, friends, mixed-race, brain drain, new religion, new inspiration.



▲ Lamdon Model Senior Secondary School, Ladakh, 2011/2012

▲ Lamdon Model Senior Secondary School, Ladakh, 2011/2012

▲ SECMOL, Ladakh, 2011/2012



▲  
SECMOL,  
Ladakh, 2011/2012

▲  
Lamdon Model Senior Secondary School,  
Ladakh, 2011/2012

▲  
SECMOL,  
Ladakh, 2011/2012

## PARTNER QUESTIONS

Please, enter 5–10 questions that your students want their partner to answer. After students from your partner class ask their questions, please answer them in the comments.

## (TYRŠOVA ELEMENTARY SCHOOL, BRNO, CZECH REPUBLIC, 2011/2012) - PARTNER QUESTIONS 3

---

***What is the most important for your life?***

**Secmøl:** Live happy and be nice with other living beings.

---

***Why people leave home, when they haven´t nothing else?***

**Secmøl:** They hope that they will find work in other areas.

---

***Do you think, must people wage war? Why?***

**Secmøl:** May be no.

---

***Which place on the earth is the best for you? Why?***

**Secmøl:** I think Ladakh itself because we have a good community and people are helpful to each other.

---

***Which places in your home are the most interesting for you?***

**Secmøl:** Main kitchen, we all get together every evening and morning .

---

***Would you like to emigrate to Czech Republic? Why yes/not?***

**Secmøl:** No because the community is not same as Ladakh.

---



## GRADE 6 – PRIMA (1ST INTERNATIONAL SCHOOL OF OSTRAVA, 2012/2013) – PARTNER QUESTIONS 3

---

*Do you live in or near mountains?*

*Do you live in a village, town, or city? Where is your school and where is your home?*

*Do you have libraries?*

*Do you have many modern buildings in Nepal?*

*Do you have a favourite shop? Are there many shops in your city?*

*What is your favourite place in your country?*

*What places would you show me if I was in Nepal?*

*What is the capital city, and in what city do you live?*

*What is mo mo and how do you cook it?*

*Do you really have an elephant at your school?*

---

## SECMOL-B (2011/12) (SECMOL) – PARTNER QUESTIONS 3

---

*Why you school lunch is not good?*

*In Prague is there any famous person?*

*Do you like your school?*

*How many people visit Hospital in a day?*

*Which Prague do you live?*

*What is the meaning of Prague?*

*How many people are educated in you town?*

*How many states in CR?*

*In map we saw all of CR is green, is it like that for real?*

---

## SECMOL-A (2011/12) (SECMOL) – PARTNER QUESTIONS 3

---

***Do you have any mountains in your country?***

**Tyršova Elementary School:** Yes, we have the highest mountain Sněžka in mountains Giant.

**Secmol:** Thank you.

---

***Are there any farmers in your town?***

**Tyršova Elementary School:** In Brno aren't any farmers, but around Brno yes – they grown grain, rape, sunflowers for oil, they breed animals – cows, horses, sheep, goats.

---

***We saw three bridges in the map which one is the famous?***

**Tyršova Elementary School:** Dam in Brno – in summer are here fireworks – about the best firework competitions the people of the whole world.

---

***What is the most famous thing in your town?***

**Tyršova Elementary School:** Castle Špilberk - we can see the whole city.

---

***Why did you show the bridge?***

**Tyršova Elementary School:** We have a river and the landscape is beautiful.

---

***How many religions are there in Czech Republic?***

**Tyršova Elementary School:** Czech Republic is Christianity, but we have here Muslims, Buddhists, Hinduists too.

---

***What is the famous thing that you can find in your Town?***

**Tyršova Elementary School:** This is beautiful viewpoint Hády, zoo, churches and theatres.

---

***How many people live in you town?***

**Tyršova Elementary School:** In Brno now live about 385 thousand people.


---

## **Module 4**

# **Beauty**

# Lesson 1 **ARTS**

Students explain what “art” means. They state how the paintings differ and give possible reasons for it. Students consider the importance of context for understanding paintings.



## MESSAGE OF THE LESSON

At the end of the lesson you wrote in one sentence what message this lesson had for you. Rewrite your sentence here.

## ÚVALY ELEMENTARY SCHOOL, CZECH REPUBLIC, 2011/2012

---

**Lukáš V.**

Art is something that expresses the author's feelings.

---

**Karolína M.**

Art isn't pretty or ugly, everything is art...

---

**Klára M.**

For my life is art very important because i would like to be an architect and I love it. Art is everywhere around us. It's important for our culture.

---

**Štěpánka D.**

Art is to express the beauty on the paper. It is the expression of feelings and moods we feel and have.

---

**Tomáš H.**

Art author expresses his feelings and moods. Artist can be anyone, but only some are true artists.

---

## TYRŠOVA ELEMENTARY SCHOOL, BRNO, CZECH REPUBLIC, 2011/2012

---

**Štěpán H.**

Art is a message to the next generation, so that they can see who is destroyed, or that what they can never see.

---

**Petra P.**

Art is the expression most secret thoughts the author.

---

**Dominik H.**

Art is awesome...

---

**Markéta T.**

Art is colors, shapes, images, faces that express emotions and it can tune into the atmosphere.

---

## VELKÉ NĚMČICE ELEMENTARY SCHOOL, CZECH REPUBLIC, 2011/2012

---

***Pavlína J.***

Everybody is original and each painting is an art!

---

***Michal N.***

Everything is interesting in its own way.

---

***Tomáš S.***

The art is all around us, what man created and isn't used for practical purpose.

---

## FRÝDLANT NAD OSTRAVICÍ, CZECH REPUBLIC, 2011/2012

---

***Jana K.***

I realized that I really admire artists and they must be very interesting persons.

---

***Václav B.***

That every picture no matter how long you draw it or what ever it is ... It has a dream and an idea.

---

***Kristýna V.***

Each country has different arts and culture.

---

## SECMOL, LADAKH, INDIA 2011/2012

---

***Nargis B.***

Be creative and see everything differently.

---

***Dorjay D.***

Nature is incomplete without Air, Water, Fire.

---

***Thinless C.***

As we have culture other people have too.

---

***Phuntsog N.***

Different people have different thinking.

---

***Nawang T.***

Be creative and be different then others.

---

## LAMDON MODEL SENIOR SECONDARY SCHOOL, LADAKH, INDIA 2011/2012

---

***Stanzin K.***

Art is the way to be unique.

---

***Jigmet C.***

Art tells many stories.

---

***Stanzin T.***

Art is a magic which touches our hearts.

---

***Stanzin P.***

Art is a beauty.

---


***Tsewang S.***

Find art in people.

---

## Lesson 2 **OUR CLASS**

Students make the most of their creativity to produce an object from unusual materials. They name what they like about their class / school and what they would like to improve. They suggest solutions or a plan.






## PIECE OF ART

V hodině jste vytvářeli objekt, který symbolizuje, co se vám na vaší třídě či škole líbí. Nahrajte sem jeho fotografii a doplňte název a krátký popis v anglickém jazyce.



▲  
Computer.  
*Tyršova Elementary School,*  
Brno, Czech Republic,  
2011/2012


▲  
*Vrchlabí Elementary School,*  
Czech Republic, 2011/2012



▶  
This piece of art means, that we are close to each other and we have common goal.  
*Secondary Health School,*  
Prague, Czech Republic, 2010/2011



▲ Dining Room  
*Tyršova Elementary School,*  
 Brno, Czech Republic, 2011/2012



▲ Gym  
*Vrchlabí Elementary School,*  
 Czech Republic, 2011/2012




▲ Solar energy. In our school we use solar energy for room heating, electricity and cooking  
**SECMOL,**  
 Ladakh, India, 2011/2012

▲ Bathroom. This is solar heated. We like it.  
**SECMOL,**  
 Ladakh, India 2011/2012





▲  
Confusion. This work symbolizes our class.  
In our class is a mess, so we called our artistic work that way.  
*Velké Němčice Elementary School,*  
Czech Republic, 2011/2012



▲  
Gym  
*Tyršova Elementary School,*  
Brno, Czech Republic,  
2011/2012



▲  
Funny. This figure shows that in our  
class, we are all friends and it is never  
boring.  
*Velké Němčice Elementary*  
*School, 2011/2012*

## OUR CLASS AND SCHOOL

In the lesson you were talking about what you like about your class or school and, on the contrary, what you would like to improve. Rewrite here one example of each.

## ÚVALY ELEMENTARY SCHOOL, CZECH REPUBLIC, 2011/2012

---

### *What do you like?*

- Our school is nice, because we have got new WC and new interactive whiteboard....
  - friendship in our class, class teacher, outdoor classroom
  - I like the willingness of our class and large windows
  - I like the interactive whiteboard at our school.
- 

### *What would you like to improve?*

- I think that our school is alright maybe I changed some teachers
  - approach of some teachers, behavior of some pupils, new extensit, meal in the school cantem, teaching
  - activity of our class, new desks and chaos
  - I dislike windows at our school, because it is old.
- 

## VRCHLABÍ ELEMENTARY SCHOOL, CZECH REPUBLIC, 2011/2012

---

### *What do you like?*

- Computer classroom, Girls
  - We have got a small shop at the school
  - large classrooms and school equipment
  - I like our teacher
- 

### *What would you like to improve?*

- Lunch Breaks (longer)
  - food in school dining room
  - I would give a larger box to the locker room
  - newer textbooks
-

## TYRŠOVA ELEMENTARY SCHOOL, BRNO, CZECH REPUBLIC, 2011/2012

---

### *What do you like?*

- I like our teachers; they are very kind and nice.
  - I like our class, because we are really good group.
  - I like the school teachers to approach students and the overall impression of the school
- 

### *What would you like to improve?*

- I like how our school looks like I'd not change anything.
  - Be attentive at school. :/
  - Nothing, maybe just toilets
- 

## FRÝDLANT NAD OSTRAVICÍ ELEMENTARY SCHOOL, CZECH REPUBLIC, 2011/2012

---

### *What do you like?*

- I like colorful walls and computer labs at our school.
  - I like our collective, interactive board and computer classroom
- 

### *What would you like to improve?*

- I would like to change pupils' attitude to teachers and teachers' attitude to pupils.
  - I would like to change our school system.
-

## SECMOL, LADAKH, INDIA, 2011/2012

---

### ***What do you like?***

- I like solar house and garbage recycle system
  - conversation class and monthly presentation
  - drama class and computer + internet
  - I like conversation class, La-Ngonpo class and teaching method of my school
  - no uniform and cows in my school
  - English class and solar buildings
- 

### ***What would you like to improve?***

- I would like to make a new box for teaching equipment
  - more special classes like La Ngonpo
  - I would like to do more computer classes
  - I would like to do more drama activities in my school
  - more hens
  - I would like to grow more vegetables in my school garden.
-

### ***What do you like?***

- I like the bus system of my school
  - I like our school temple
  - I like to play football.
  - I like uniform of our school
  - I like maths subject.
  - I like the teachers of our school.
  - The musical instruments of our school
  - I like the sports room of our school
  - I like hostels of our school.
- 


### ***What would you like to improve?***

- I'll like to improve the computer class
  - I would like to improve the discipline of our school
  - I would like to improve in studies.
  - I like to improve our computer class
  - I like to improve Hindi
  - I would like to improve the condition of our canteen
-

# | Lesson 3 **BODY DECORATION**

Students identify reasons why people all around the world decorate their bodies. They analyze what is considered beautiful in today's society. They consider whether their personal understanding of beauty differs from the mainstream.

Students identify reasons why people all around the world decorate





## Lesson 4 **FIREWORK**

Students identify reasons why people all around the world decorate their bodies. They analyze what is considered beautiful in today's society. They consider whether their personal understanding of beauty differs from the mainstream.



## CLASS FIREWORK

At the end of the lesson you took a photo of „class firework” with all students taking part. Upload the photo here.



▲ *Úvaly Elementary School,  
Czech Republic, 2011/2012*



▲ *Tyršova Elementary School,  
Brno, Czech Republic, 2011/2012*



▲ *Velké Němčice Elementary School,  
Czech Republic, 2011/2012*



▲  
*Lamdon Model Senior Secondary School,*  
Ladakh, India, 2011/2012



▲  
*SECMOL,*  
Ladakh, India, 2011/2012

## OUR DREAMS

At the end of the lesson you did a simple drawing symbolizing one of your dreams and then all the students put it together in one poster. Upload here the photo of the poster with all your dreams.



▲  
*Tyršova Elementary School,  
Brno, Czech Republic, 2011/2012*

▲  
*Vrchlabí Elementary School,  
Czech Republic, 2011/2012*



▲  
*Velké Němčice Elementary School,  
Czech Republic, 2011/2012*

## MY DREAM

If you want, you can describe here one of your dreams. You can get inspired by what you wrote in the lesson.

**Karolína S.**

My dream is to live in London.

**Tomáš S.**

I love my friends, and I want to make them feel really good.

**Daniela L.**

Someday, I would like to study at least one year in England.

**Ilona N.**

I want to be a dancer star and live in Paris. Dance is my life and I want to live my dream.

**Karolína S.**

I want to be a blacksmith, from an early age because I enjoy working in art, creative.

**Sára A.**

I love writing. My biggest dream is to be a writer. I know, that it probably won't happen, that's why it is a dream. That doesn't mean that all of my dreams are never gonna happen. You just have to believe. And I do.

**Veronika J.**

I want my family together again.

**Tomáš K.**

I want to be like my dad and rescue people.

**Tereza M.**

My dream is to have his own farm with horses and be at least somewhat successful rider.



**A Czech Dreamer**

**Neema A.**

My dream is to become great. I want to become a teacher because I want to teach students equally without any discrimination.

**Nilza A.**

I want to be a pop star and I frequently dream about it. I told it to my parents and they also like it.

**Palzes A.**

I want to become a buddhist philosopher because it can improve our mind and it can also make our tension free. It can come true by trust and hard work.

**Namgyal N.**

I want to become a famous ice hockey player and want to play for indian team.

**Tsering D.**

I want to become film actor and act in Ladakhi movies.

**Tsering D.**

I want to work as a tracking guide and be a nice guide for tourists. I want to learn english.

**Rigzin D.**

When I got my degree I want to be a doctor. Then I will give free treatment to the poor people.

**Jigmet T.**

I am going to indian army.

**Thupsta D.**

I want become organic farmer.

**Stanzin D.**

I want to become a football star and I can do anything for it.

**Stanzin D.**

I want to become a fashion designer I like to design beautiful dress. I can become that only by hard work.

**Stanzin J.**

My dream is to become famous bass guitarist because this musical instrument is very interesting and it makes soft and good sound.



## A Ladakhi Dreamer

**Module 5**

# **Water**



# Lesson 1 **VIRTUAL WATER**

Students explain the term “virtual water.” They compare how water intensive different products are and the possible effects it can have on people and the planet.





## WATER BRAINSTORMING

In the lesson, you made a list of words which come to your mind when you hear „water“. Rewrite here the words from the list.

drinking	thirst	snow	blood	swimming	soup	sea
waste water	fish	rain	element	waterfall	laek	
drop	river	floods	need for life	dam	pond	sound
ocean	neatness	underground	happiness	well	joy	
beauty	white frost	ecology	clouds	pool	heaven	

## Czech Brainstorming

liquid      white      useful      underground      melting      transparent  
ice      rain      natural      vapour      hot spring      flood  
glacier      tasteless      water tanker      pond      drink      tree  
in body      washing      lake      cold      drop      irrigation  
stream      freeze

## Ladakhi Brainstorming

## | Lesson 2 **PLASTIC SEA**

In the lesson, you made a list of words which come to your mind when you hear „water“. Rewrite here the words from the list.





## PLASTIC SEA PHOTOS

In the lesson you created a Plastic Sea with various sea animals made of plastic and other material. Upload here the photo of your Plastic Sea.



▲ *Secondary Health School  
Prague, Czech Republic,  
2010/2011*

▲ *General František Fajtl Elementary School,  
Czech Republic, 2011/2012*



▲ *Lamdun Model Senior Secondary School,  
Ladakh, India, 2010/2011*



▲  
*Krhanice Elementary School,*  
Czech Republic, 2011/2012



▲  
*SECMOL,*  
Ladakh, India, 2010/20112

## RESEARCH ABOUT PLASTIC

Your homework was to calculate how much plastic you (or your family) use during one week (e.g. how many plastic bags, PET bottles). Write here the results of your research.

**Nikola B.**

60 bags / 40 bottles



**Claudia K.**

20 bags / 10 bottles



**Tomáš H.**

4 bags / 2 bottles



**Klára M.**

2 bags / 16 bottles



**Silvie B.**

28 bags / 14 bottles



**Pavla K.**

20 bags / 6 bottles



**Czech Plastic**

**Tsering A.**  
2 bags / 2 bottles



**Kunzang Ch.**  
8 bags / 3 bottles



**Rigzin D.**  
1 bags / 0 bottle



**Palzes A.**  
5 bags / 0 bottle



**Stanzin J.**  
3 bags / 2 bottles



**Tsering L.**  
0 bags / 1 bottle




**Ladakhi Plastic**



## | Lesson 3 **BIG FISH**


Students explain the similarities between two particular global “water” problems and find parallels to those problems in the local context. They analyze text critically.

There are no outputs on the La Ngonpo website.



## | Lesson 4 **CHANGE**

Students compare their outputs and the outputs of their partners. They define their own arguments for and against and take a stand. They also formulate how they can improve their lives, surroundings or the world and reflect the role of an individual in creating the future.



## **PARTNER QUESTIONS**

Please, enter 5–10 questions that your students want their partner to answer. After students from your partner class ask their questions, please answer them in the comments.


There are no questions and answers available yet.

## **Module 6**

# **Together**


## Lesson 1 **ELEPHANT**

Students deduce when conflict can be seen as beneficial and why. They state examples of when their perspective of reality was different from their partners and explain why this could be so. They formulate the most important things they learned during the the project.



## ELEPHANT WITH MESSAGES

In the lesson, you discussed what you learnt in the La Ngonpo project and then you created together an elephant with messages. Upload its photo here.



▲  
Vrchlabí Elementary School,  
Czech Republic, 2011/2012

## VIRTUAL ELEPHANT

Write in the „virtual elephant“ what for you was the most important thing you learnt in the project.

The Indian culture and how they work for the family.

Everything isn't what it seems on the first time.

I liked that all pupils have same clothes. I am interested in how to crate fireworks. I liked the photos of circles. Interesting for me were informations about quantity of consumed watev in various activities.


I yet know who is imigrant.

The Indian culture and how they work for the family.

Our relationship with teachers is different from their.

I met new people. I don't interested in India, but I thing the people from there have very hard life.

Everyone is different. Cooperation with this class gave me a lot about life and their conditions. I also know that I was more appreciate what I do, how others behave towards me, in terms of what I am. I also learned that we all cherish.



I learned that it can work with children from other countries

Most of all I liked it when we took pictures fireworks.

thanks to him that the project we have learned more and more work and that's fine

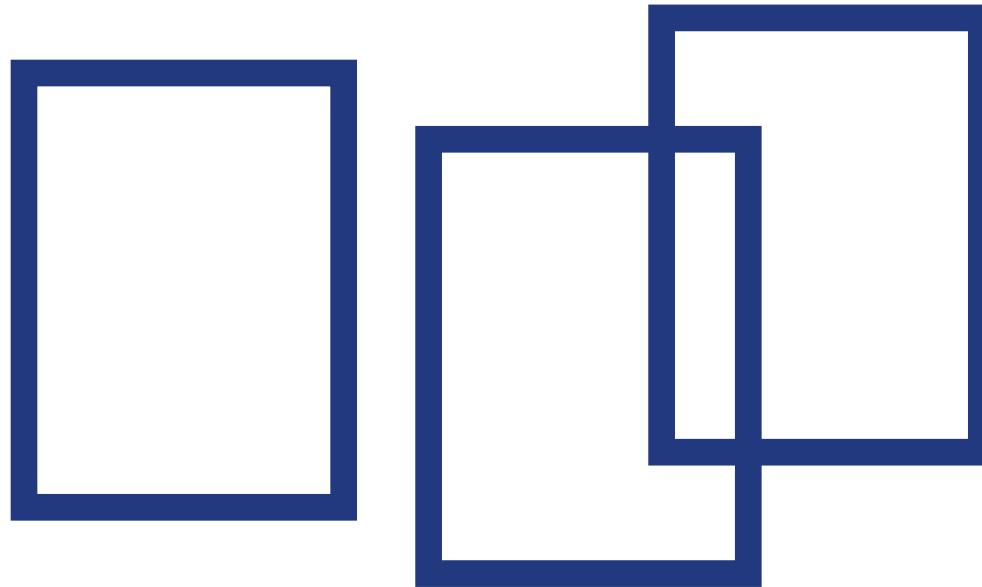
Everyone is different. Cooperation with this classm gave me a lot about life and their coditions.

ANSWERS BY STUDENTS FROM VRCHLABÍ ELEMENTARY SCHOOL AND ÚVALY ELEMENTARY SCHOOL, CZECH REPUBLIC, 2011/2012

## | Lesson 2 **EXHIBITION PREPARATION I.**

Students agree on the concept of exhibition and create an “action plan”. Students prepare the promotion strategy of the exhibition and plan the official opening.

There are no outputs on the La Ngonpo website.

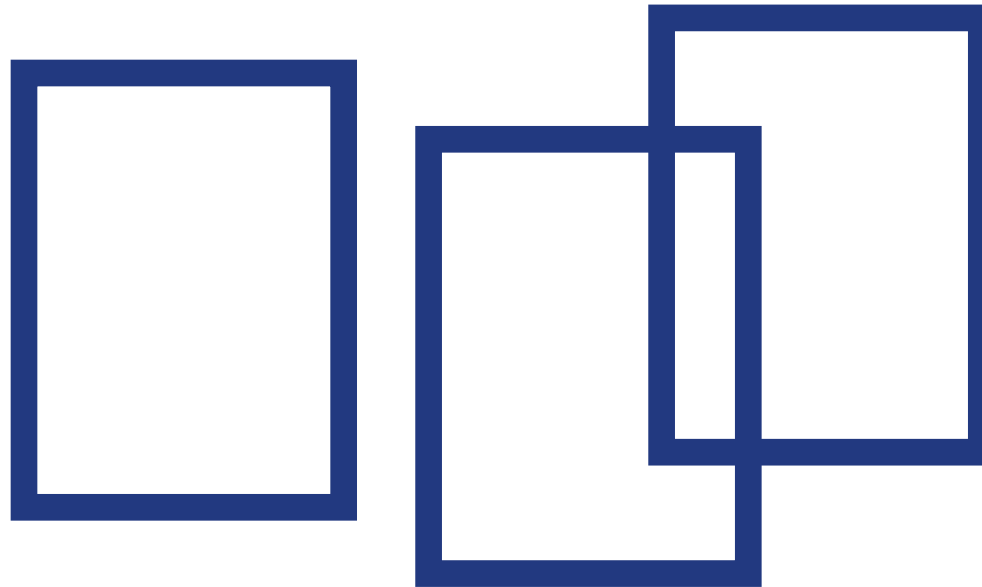




# | Lesson 3 **EXHIBITION PREPARATION II.**

Students choose their and their partners' outputs for the exhibition and prepare descriptions of the individual outputs. Students formulate three positive actions or things about one of their classmates.


There are no outputs on the La Ngonpo website.



## Lesson 4 **FAREWELL**

According to the chosen version:


- A. Students evaluate the project and formulate their feelings and benefits of the project in writing.
- B. Students reflect on the process of preparing and organizing the exhibition and specify what they have done well.
- C. Students create a song by which they close the whole project.




## FAREWELL

Here you can upload what you created in the last lesson (e.g. what you wrote about the project, song lyrics, video of the song, or photos from the exhibition).

There are no questions and answers available yet.





[www.la-ngonpo.cz](http://www.la-ngonpo.cz)